

  
**LUNAR**<sup>®</sup>  
A Leading Light

2019  
*Lunar*  
Collection



# An ode to Caravanning

---

There's nothing like it.

There's no holiday that can compare.

The adventure of travel and the comfort of home, all wrapped up into a remarkable package. It's a triumph of ingenuity, a marvel of innovation – a construction of clever features and smart design. But it's where it takes you that's magical. It's the road you take, the view from the windows, the day ahead that's full of possibilities.

Step out of its door and you can explore new places, create new memories and discover new spots to call your own. And, at the end of the day, it's waiting to welcome you back. Your space. Your peace. Your Lunar Caravan.

[lunarcaravans.com](http://lunarcaravans.com)



# Enhance your holiday experience



## Beauty Defined

Each Lunar model is designed with beauty inside and out. Exterior design is contemporary with smooth flowing lines, distinctive decals and striking alloy wheels. Step inside and you'll experience fine interior details and alluring features like sumptuous fabrics and ambient lighting.



## Forward Thinking

With pioneering lightweight materials and expert craftsmanship, our models are crafted to be low in weight and full of quality. In a world of lighter cars and the desire to holiday more often our philosophy of "design with luxury, then add lightness" stands strong.

## Intelligent Technology

We have designed a new control system called 'Lunar Assist' which features in our Clubman and Delta range. With ultra-user friendly features and programmable timing, it also includes a pre-installed Thatcham Category 6 approved pro-active tracker for increased security.

## Progressive Design

We combine the techniques of traditional craftsmanship with state-of-the-art manufacturing technology. Our own caravanning experiences combine with pioneering computer aided design, bringing ideas and designs to life for you to enjoy as a Lunar Caravan owner.





*Elegant. Light. Illuminated.*  
**Ariva & Quasar**

---

*The Ariva and Quasar collection is a desirable range of 2 to 6 berth models with light weights and luxurious features.*

With its sharp lines, elegant sunroof and striking new decal design, each Quasar model has distinctive good looks.

Every part of the spacious interior reflects quality and comfort. New 'Vienna' soft furnishings and new 'Magnolia' locker doors add a stylish flair while the sun-roof and 'Skyview' rooflight welcome in the daylight.

The kitchen area is the perfect combination of practicality and style with the new Thetford K series oven with 4 burner hob, stainless steel sink and lift-up worktop extension.

For 2019, the range sees the launch of the Quasar 686, an 8ft wide twin axle, designed to offer the ultimate family layout. With 6'5 headroom, step inside and you will find a large front lounge plus side dinette that provides space for all the family to dine, relax and entertain. When night draws in both the front lounge and side dinette convert to double beds. You will also find a fixed double bed to the rear which is also comfortably extra wide.

*Every part of the spacious interior reflects quality and comfort.*



1



2



3

1 | New Quasar 686 – 8ft wide, 6 berth with mid dinette and rear fixed bed

2 | New Thetford K series oven with 4 burner hob

3 | 'Easy Action' slide out bed bases

4 | New 'Vienna' soft furnishings and new locker doors in 'Magnolia'

5 | Boutique style washroom with large shower

6 | New 8ft wide Quasar 686



4



5



6



1



2




3

1 | Quasar 554 – 4 berth with fixed single beds and end washroom

2 | Quasar 524 – 4 berth with side dinette and large end washroom

3 | Ariva – 2 berth with spacious lounge and end kitchen



4



6

4 | Quasar 544 – 4 berth with fixed double bed and large end washroom

5 | Quasar 462 – 2 berth with new decal design

6 | Transverse island bed with 'Easy Action' day/night mode. Mattress extension also available



5

## Ariva & Quasar Layouts




Ariva  
2 Berth

Quasar 462  
2 Berth

Quasar 524  
4 Berth

Quasar 544  
4 Berth



Quasar 554  
4 Berth

Quasar 574  
4 Berth

Quasar 674  
4 Berth  
Twin Axle

Quasar 686  
6 Berth  
Twin Axle



*Contemporary. Light. Inspiring.*  
**Stellar & Lexon**

---

*This collection embodies elegance and luxury  
in a range of 2 to 4 berth models.*

With a stunning new restyled front panel and eye-catching new decal design, the exterior design is contemporary and sleek. AL-KO ATC comes as standard so you can enjoy comfort on the road, not just in your caravan.

Inside, the new 'Verezzi' soft furnishings blend seamlessly with the 'Pearl' locker doors and heavy pile carpet in 'Silver Birch'. As dusk falls enjoy the ambience of the wide array of LED lighting from the top of the locker to around the 'Maxi-Skyview' rooflight and front fascia.

Our kitchens combine modern kitchen design aesthetics with practical storage and space to cook. For cooking up a masterpiece, we have also added a new Thetford K series oven with 4 burner hob.

Washrooms are designed to provide a boutique feel with soft lighting around the vanity unit and a large domestic style shower.

1 | New 'Verezzi' soft furnishings

2 | 'Easy Action' slide out bed bases


*Our kitchens combine modern kitchen design aesthetics with practical storage.*



1



3



4



2



5

3 | New Thetford K series oven with 4 burner hob and surround locker lighting

4 | End washroom with 'Belfast' style sink and large shower

5 | Stellar - 2 berth with L-shape kitchen



1 | Transverse island bed with 'Easy Action' day/night mode. Mattress extension also available

2 | Lexon 590 - 4 berth with rear island bed with mid-washroom

3 | Vanity unit with lighting



## Stellar & Lexon Layouts



**Stellar**  
2 Berth



**Lexon 560**  
4 Berth




**Lexon 570**  
4 Berth



**Lexon 590**  
4 Berth



**Lexon 660**  
4 Berth  
Twin Axle



4 | Lexon 570 - shown in optional 'Aqua Clean' furnishings scheme

5 | Lexon 570 - with restyled front panel and new decal design

6 | Lift-up work top extension (model specific)



*Exquisite. Light. Iconic.*

## Clubman & Delta

*A range of 2 to 4 berth models that reflect the bold evolution of our design and what makes this collection unmistakably Lunar.*

From first glance, each Clubman and Delta range is strikingly contemporary. With a new restyled gas locker, the flowing lines, the stylish twist of colour of the new decals and the illuminated LED grab handles, give each model their distinctive look.

It is also not just the exterior that sets this range apart. Step inside and you will see that beauty is very much in the detail. With new 'Loano' soft furnishings and new locker doors in 'Ivory Gloss', every inch of the spacious interiors reflect luxury and comfort. To help you relax we have added a DAB radio plus optimised our Alde central heating system to ensure more even heat distribution.

The kitchens reflect a timeless design with intricate details like new positive locks on the locker doors and a chrome basket design with new securing mechanism. There is also a new Thetford K series oven with 4 burner hob.

For the new season we have also designed our new Lunar Assist control panel with ultra-user-friendly functionality. Control and programme your heating and water, all at the touch of a button, plus have peace of mind with pre-installed Thatcham Category 6 approved pro-active tracker.

1 | New 'Loano' soft furnishings

2 | Clubman ES - 4 berth with side dinette

*Step inside and you will see that beauty is very much in the detail.*



1



3



4



2



5



6

3 | New Thetford K Series oven and 4 burner hob with new locker doors in 'Ivory Gloss'

4 | Clubman SB - with restyled gas locker and new decal design

5 | New 'Lunar Assist' ultra-user-friendly control panel

6 | Clubman SI - 4 berth with transverse island bed

1 | Clubman CK – 2 berth with new optimised Alde central heating

2 | Clubman SB – 4 berth with fixed single beds and end washroom

3 | Transverse island bed with 'Easy Action' day/night mode. Mattress extension also available

4 | End washroom with lit vanity unit and large shower with decorative riser



5 | Clubman SR – 4 berth with rear island bed and mid-washroom

6 | Delta TI – 4 berth twin axle with transverse island bed

## Clubman & Delta Layouts



Clubman CK  
2 Berth

Clubman ES  
3 Berth  
(OPT 4)

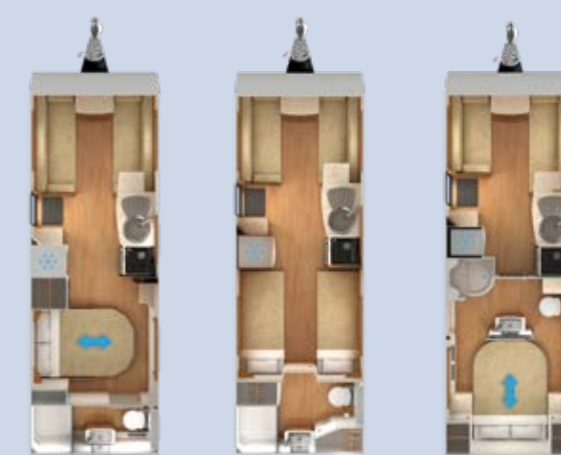
Clubman SB  
4 Berth



Clubman SI  
4 Berth

Clubman SR  
4 Berth

Clubman SE  
4 Berth



Delta TI  
4 Berth  
Twin Axle

Delta TS  
4 Berth  
Twin Axle

Delta TR  
4 Berth  
Twin Axle

# Range Features

## Ariva & Quasar Features

### Safety and Security Features

- CRIS tamper proof/evident vehicle identification label
- European Whole Vehicle Type Approval
- AL-KO AKS stabiliser
- AL-KO-Secure receiver
- CO2 Alarm
- Smoke alarm
- Snake cut key to all locks
- Unique hidden identity tags
- Shock absorbers to all models

### Exterior Features

- **NEW Exterior graphics and colours**
- Fully integrated sun roof (not Ariva)
- LED awning light with integral rain gutter
- Multi spoke hyper silver alloy wheels
- 1 Piece exterior door with integral bin
- AL-KO galvanized steel chassis with one action easy handbrake
- Underslung AL-KO spare wheel carrier to all models (not Ariva)
- Steel spare wheel
- 13 pin connection cable
- Step on hitch cover
- Front and rear grab handles
- 1 piece, higher gauge, flat aluminium panels
- Grade 111 classification for thermal insulation & heating
- Full height curved front panel (not Ariva)
- 3 opening front windows
- Double glazed windows with blinds and fly screens
- Fully adjustable window stays with night latch ventilation position
- Gas struts to exterior gas locker
- Large, easy access front gas locker (not Ariva)
- Gas locker to hold the following bottle types:
  - 5kg Calor patio gas bottle
  - 7kg steel gas cylinder
- External battery locker
- External storage locker - nearside with 240 volt socket (not Ariva)
- Lunar entrance tray and doormat
- Side skirts with integral marker lamps
- Colour coded awning rails
- Awning rail incorporating rain deflector
- Stylish side windows
- Full height rear panel (Ariva 3/4 height)
- Stylish rear light arrays
- Mud flaps (not Ariva)

### Plumbing and Heating Features

- 4KW Truma combi gas / electric water heating
- Isolation taps for all gas appliances
- Pressurised water system with semi-rigid piping
- External shower connection point

### Bathroom Features

- **NEW Independent bathroom light switch**
- Vanity splashback in 'Twirl'
- Vanity unit with top mounted bowl with pop up waste (not Ariva)
- Swivel mixer tap (not Ariva)
- Corner Bowl (Ariva only)
- Upper cabinet and mirror (Ariva only)
- Large domestic style shower cubicle (end bathroom models)
- Domestic style pivot shower door (end bathroom models)
- Shower with dedicated controls (end bathroom models)
- 'Eco Camel' shower head / hose (end bathroom models)
- LED shower light
- Hanging rail in shower
- Chrome bathroom fittings
- Mini Heki to washrooms (model specific)
- C260 CWE swivel toilet - electric flush
- Domestic style sliding door/handle to bathrooms (model specific)
- Domestic style door with handle and lock to bathrooms (model specific)

### Kitchen Features

- **NEW Thetford K Series oven / 4 burner hob- with spark ignition and lid safety shut off**
- **NEW 800W / 20 litres microwave**
- 'Twirl' splashback
- High impact worktop in 'Fawn Slate' laminate
- Kitchen locker doors in 'Light Canvas'
- Chrome kitchen tap
- Lift-up kitchen worktop extensions (model specific)
- Stainless steel circular sink with separate drainer (not Ariva)
- Eye level microwave position (model specific)
- Four burner hob with 3 gas and 1 electric plate
- Black panelled Dometic electronic fridge with removable freezer compartment
- Dometic slim-line fridge (674 and 686 only)
- LED Lighting under kitchen eye level lockers
- Black glass lid to cooker top
- Integrated stainless steel sink / drainer (Ariva only)
- Laminated sink cover and plastic bowl
- Chrome wirework to kitchen lockers

### Electrical Features

- **NEW Flush fitting black bezel around control panel**
- User friendly Sargent control panel
- 100% LED interior lighting throughout
- Truma digital control panel
- 12 volt charger and mains transformer
- Colour co-ordinated 230v mains sockets
- Mains connection lead (25 metre)
- Mains inlet with ELCB protection

### Interior Features

- **NEW Soft furnishings scheme in 'Vienna'**
- **NEW Locker doors in 'Magnolia' with contemporary banding**
- **NEW Reading lights with USB charger (2 per van)**
- **NEW Stain-resistant carpet in 'Dapple'**
- Front fascia with built in lighting and corner lockers
- Satin finish furniture handles
- 'Skyview' surround with inset lighting (not Ariva)
- Skyview' roof light 440mm x 1400mm (Large heki in Ariva)
- Lightweight freestanding table
- Dimmable LED ceiling light
- Brushed steel LED reading lights
- LED wall lights
- 'Easy Action' Day/Night mode on all island bed models
- 'Montana Oak' wood grain
- Wood effect floor covering
- Curved pelmet shelving
- Blinds and fly screens to all windows
- Hartal fly screen to exterior door
- Front chest of drawers with pull-out coffee table
- Fixed and strengthened shelving to roof lockers in front lounge areas
- Fully sprung upholstery (not including side dinette where applicable)
- Aluminium framed lift up front beds
- 'Easy Action' slide out bed bases
- Full length drop down flaps to front beds
- Aluminium framed lift up fixed beds - model specific
- Luxury pocket sprung mattress to all fixed bed models
- Midi Heki over all fixed beds / rear lounge
- 'Decadence' ceiling and wall board
- Vacuum formed bed ventilation boards

### Audio/Entertainment Features

- **NEW Repositioned signal strength indicator for status TV aerial**
- Pioneer Radio / CD / MP3 player with 2 speakers
- Satellite TV connection point inside battery box
- 2-4 x TV points in all models - all with satellite connection
- TV / power socket to front bulkhead shelf

### Exclusive Quasar 686 Features

- **NEW Full height, 8ft wide, front panel**
- **NEW Restyled gas locker door**
- **NEW Full height, 8ft wide, rear panel**
- **NEW 'Maxi Skyview' roof light (600mm x 1500mm) with LED inset lighting**
- **NEW 6'5" interior headroom**
- **NEW Class leading fixed bed width**

## Stellar & Lexon Features

(Above the standard Ariva & Quasar features)

- **NEW Restyled front panel with large, easy access gas locker design**
- **NEW Exterior graphics and colours**
- **NEW Soft furnishings scheme in 'Verezzi'**
- Fully integrated sun roof
- AL-KO ATC trailer control system standard on all models
- Unique cantilever hinge mechanism to front gas locker
- Secure locking x 2 to front gas locker
- Integrated precision engineered grab handles ('Chrome' finish to front / white finish to rear)
- Stylish side windows
- Full height back panel with integral light clusters
- Security alarm with PIR and tilt sensors
- Remote control fob to control alarm and awning light
- 'Maxi Skyview' roof light (600mm x 1500mm) with LED inset lighting (Standard 'Skyview' in Stellar)
- Overall width 7' 8" (including high level marker lights)
- Interior headroom of 6' 5"
- Large locker doors in 'Pearl' with contemporary wood effect
- Locker handles in 'Chrome'
- Overlocker lighting
- Soft roll pleated blinds
- Heavy pile stain-resistant carpet in 'Silver Birch'
- 'Twirl' Splashback
- Kitchen locker doors in 'Grey' with contemporary wood effect
- Surround lighting around kitchen lockers
- Black panelled 180L large capacity fridge / freezer with LED display (twin axle models only)
- Vanity unit with lighting
- 'Belfast' style sink with swivel tap and pop up waste
- Large domestic style shower cubicle with decorative riser bar (end bathroom models)
- Washroom bathroom cabinet
- Truma digital control panel

## Clubman & Delta Features

(Above the standard Stellar & Lexon features)

- **NEW Exterior graphics and colours**
- **NEW Restyled large, easy access gas locker design**
- **NEW 'Lunar Assist' control panel system including tracker / remote control features / programmable timing**
- **NEW Optimised ALDE Wet central heating system**
- **NEW Soft furnishings scheme in 'Loano'**
- **NEW Locker doors and wardrobe doors in 'Ivory Gloss'**
- **NEW Positive locks on kitchen lockers**
- **NEW LED spotlights double lit with soft glow backs and USB charger (2 per van)**
- **NEW Thetford K Series oven / 4 burner hob- with spark ignition / lid safety shut off / 2 oven shelves and light**
- **NEW CD / MP3 Player with digital radio**
- **NEW Heavy pile stain-resistant carpet in 'Greystone'**
- **NEW PSU with intelligent control for ampage draw and fuse indicators**
- Fully integrated sun roof
- AL-KO secure wheel lock (2 on Delta models)
- AL-KO jack (Delta models only)
- Auto changeover dual gas regulator
- External BBQ point
- Gas locker service light
- External shower connection point complete with hose and shower head
- Underslung 40L water tank with auto switch over (Delta models only)
- Wastemaster water carrier (Delta only)
- Off side services light
- Heavy duty corner steadies
- Low profile flush fitting side windows
- Multi spoke black/dark grey polished alloy wheels
- Grab handle pocket LED courtesy lights
- 'Maxi Skyview' rooflight surround with inset lighting (600mm x 1500mm)
- Locker handles in 'Chrome'
- Luxury fixed bed headboard (model specific)
- 2 additional speakers to bedrooms
- High impact worktop in 'Dover' laminate
- Low voltage, cool touch, LED mood lights to front lounge bulkhead
- Low voltage, cool touch, LED mood lights to bedrooms
- LED light inside all wardrobes
- Low level LED night time courtesy light
- Overlocker LED dimmable lighting
- Slide out chrome baskets to kitchen base units
- Dometic slim-line fridge (Clubman SR and Delta TR only)
- Pan door beneath oven
- Large domestic style shower cubicle with decorative riser bar, integral lighting and decorative panel (end bathroom models)
- Vanity unit with lighting



Optional mattress extension available for all transverse island beds

# The Lunar Story

*Since 1969, we've been building caravans that redefine the standards of lightweight touring luxury.*

While our range has evolved and developed in that time, one thing has remained: the passion and pride that started it all.

From the beginning, Brian Talbot and Ken Wilcock knew that their caravans were exceptional. Even the name, inspired by the first moon landings, evoked a sense of endeavour and achievement. But back then, when our founders first opened the doors, they could never have foreseen what Lunar would become.

With the first models to roll out of the original workshop – from the flagship Clubman to the legendary little Ariva – the Lunar ethos was born: to build lightweight, high-quality caravans with luxurious interiors. In the 1990s, the business was sold to a European manufacturer, before a management buyout in 2007 brought back the company's independence. But even as the owners have changed, the ethos has not.

In recent years, pursuing that ethos has given us a focus on innovation. Both our caravans and our manufacturing processes have gone from strength to strength, with new technology and equipment allowing us to reach new heights of lightweight luxury.

While the future looks bright, we are very proud of our past. Never more so than when one of our very first models came home after 40 years of touring. For the owners, this Lunar Saturn, a compact two-birth model built in 1969, had become a real part of the family. But after so many years of exploring the UK, it was finally time to retire – and the family asked us to give it a fitting home. Of course, we were thrilled. It's not just a piece of our heritage, it's also a symbol of our enduring commitment to quality and craftsmanship, and the perfect inspiration as we look ahead to our future.



## Frequently Asked Questions

### Q Can I change the upholstery scheme?

A Yes, any of the other standard schemes can be specified for an additional cost. There is also the option of the 'Aquaclean' stain resistant fabric for which a charge will be applied. Please note that the full make-up may not transfer depending on your choice. Please ask your dealer for further details.

### Q Are the fixed bed dressings included with our caravan?

A These are not included with the purchase of your caravan but they can be bought separately from Belfield Furnishings Group. Please call 0115 907 1700 for more information.

### Q What is included in the Mass in Running Order (MRO)?

A The MRO is the weight of the caravan as it leaves our factory (inclusive of 6kg electric mains cable and 1kg steady winder plus an 8kg gas bottle allowance). Note: The MRO is calculated with the water tanks empty, any water in the tanks during travel must be accounted for in the user payload. It is also advisable to empty such tanks prior to transit.

### Q What insulation grade are Lunar Caravans rated to?

A After comprehensive testing in a cold chamber facility, Lunar have been awarded Grade 3 classification. Please ask for further details.

### Q Can I upgrade my weight plate?

A Some of the caravans can benefit from an increase on the weight plate, so a higher payload can be enjoyed. This differs from model to model so please ask for further details.

### Q Is there a provision for air conditioning units?

A All the Lunar Caravans have been audited for air conditioning compatibility, please clarify with your dealer.

### Q Can I take my caravan to any Lunar dealer for servicing or warranty work?

A Any Lunar, Venus or Alaria dealer is authorised to carry out servicing or warranty work, so can any member of the approved workshop scheme. This is at their discretion so we would recommend you contact your preferred choice to ascertain if they will offer this service.

### Q Can I extend my warranty cover?

A Yes you can extend this cover to 10 years. Please ask your dealer for more information.


### Q What does the iNet ready symbol mean on my Truma digital control panel?

A This symbol means that your Truma heating and hot water system can easily be upgraded to use the new Truma iNet control system.

The Truma iNet System enables the combi heater to be remotely controlled anywhere and at any time; be it on the ski slopes, at the beach or whilst out walking. The Truma iNet System allows you to control the unit easily and simply via the Truma app from wherever you are, and to query the current device and vehicle status.

This makes life whilst camping even easier and more comfortable.

Please ask your dealer for more details.



## Design with luxury, then add lightweight

**With the traditional skills that have passed from generation to generation of craftsmen, every caravan we build has an authentic and distinctive character. But the passion we have for technology means that we will always strive for new standards. For us, pride in our heritage goes hand in hand with a forward-thinking approach.**

Over the years, we've honed our skills, embraced new materials and brought innovation into our factory at every opportunity. We've made significant investments to ensure that we have the equipment, software and research to drive new standards.

Using state of the art technology, like our 3D computer aided design software and sophisticated CNC routers, helps to ensure these technological advancements become our trademark.

Our caravan build is a synergy of traditional craftsmanship and modern high quality composite materials, ensuring the caravan is empowered with durability yet light in weight.

To find out more about how our caravans are built see the video at [lunarcaravans.com/videos](http://lunarcaravans.com/videos)



### **Warranty**

Lunar Caravans are supplied with:

- A 6 year body shell integrity warranty
- A 3 year manufacturer's backed warranty (specific exclusions apply).

(Subject to an annual service and inspection and excluding items subject to normal wear and tear).

Each Lunar model has been certified by the NATIONAL CARAVAN COUNCIL for compliance with stringent European Standards, British Standards and the industry set Codes of Practice that specifically relate to health and safety issues.

The approvals process covers the testing and inspection of all critical areas of the product from fire safety, weights and dimensions through to gas, electrics and ventilation. Every caravan carries the 'NCC Approved Caravan' badge that gives you the peace of mind in the knowledge that your caravan is both fully legal and safe.

### **Disclaimer**

The contents of this brochure are as accurate as possible at the time of going to print. Lunar Caravans reserve the right to alter materials and specifications without prior notice. Please note the props and bed dressings are for photography purposes only and not supplied with the caravan.

Special thanks to:

#### **Belfield Furnishings Group**

Tel: 0115 907 1700

Website: [www.belfieldfurnishings.co.uk](http://www.belfieldfurnishings.co.uk)

For the supply of all fixed bed dressings featured – to purchase any of these dressings please contact Belfield directly

#### **Design Fix**

Website: [www.designfixinteriors.co.uk](http://www.designfixinteriors.co.uk)

For the interior photography styling

#### **Farington Lodge Hotel**

Tel: 01772 421321

Website: [www.classiclodges.co.uk](http://www.classiclodges.co.uk)

**Lunar Caravans Limited**  
Sherdley Road  
Lostock Hall  
Preston  
PR5 5JF

[www.lunarcaravans.com](http://www.lunarcaravans.com)

