



2020 MOTORHOME & CAMPERVAN RANGE



10 / TEN YEAR WATER INGRESS & BODY INTEGRITY WARRANTY

www.elddis.co.uk



autoquest

Choose from 6 coachbuilt Eddis Autoquest models.



autoquest

Choose from 3 Eddis Autoquest CV Campervan models.
Also available in Fiat Grey.



accordo

Choose from 3 coachbuilt compact Eddis Accordo models.



encore

Choose from 4 coachbuilt Eddis Encore models.
Also available in Automatic options.

INTRODUCING THE ALL-NEW ELDDIS MOTORHOME & CAMPERVAN RANGES 2020 SEASON

Autoquest

The British-built Autoquest remains one of the best-selling coachbuilt ranges of all time. Its award-winning formula, driving performance and unmatched value-for-money continues into the 2020 Season. **Built on Peugeot.**

Autoquest Campervans

Launched in 2019, the Autoquest campervan range goes from strength-to-strength in the 2020 Season with the introduction of the all-new CV60 to complement the CV20 and CV40 models. **Built on Fiat.**

Accordo

The exceptional Accordo offers all of the attributes of our Autoquest coach-built models in a specially designed compact range. The new Accordo range comes with Champagne Gold sides and sporty styling. **Built on Peugeot.**

Encore

The Encore range offers an all-inclusive package with no hidden extras. Striking, sophisticated style and Champagne Gold exterior, unrivalled driving performance, class-leading craftsman built quality and hi-tech innovation - all at a surprisingly affordable price. **Built on Fiat.**



ADVANCED ENGINEERING TECHNOLOGY



autoquest

MOTORHOME

- 05 Overview
- 06 Key Features
- 08 Technology
- 09 Drive
- 10 Layout Options

CAMPERVAN

- 13 Overview
- 15 Key Features
- 16 Technology
- 17 Drive
- 18 Layout Options

accordo

- 21 Overview
- 22 Key Features
- 24 Technology
- 25 Drive
- 26 Layout Options

encore

- 29 Overview
- 30 Key Features
- 32 Technology
- 33 Drive
- 34 Layout Options

- 36 Community
- 38 SoLiD Construction



Autoquest 155

STYLISH. PRACTICAL. AFFORDABLE.



The Autoquest range delivers - with the perfect package: practical specification, driving performance and all the home comforts - at a surprisingly affordable price.

Outstanding drive performance is provided by a Peugeot Boxer 2.2 140Bhp TDi Turbo Diesel for better fuel efficiency with six speed gearbox and Euro 6.2 engine with reduced emissions.



KEY FEATURES

- » Low-line design with sleek sports-styling
- » Low-level entrance step
- » Spare wheel and tyre
- » GRP underskin to motorhome floor providing a water-resistant barrier
- » Class A Leisure battery as standard
- » Fully adjustable and co-ordinated swivel Captain's seats with armrests
- » Fully protected mains electric system with up to six 240V sockets
- » Teleco Teleplus X2/39U directional aerial
- » DAB radio with steering mounted controls
- » Full height spacious wardrobes with soft-close hinges (selected models)
- » Large fridge freezer with removable freezer unit (capacity varies by model)
- » Exclusive 'Easy-Glide' bed technology for easy bed conversion
- » LED interior spotlights with concealed lights above overhead lockers
- » Noce Ampere craftsman-built cabinetry with handcrafted dove-tailed drawers, overhead lockers with positive locking and removable shelves
- » 4.3kW space-saving CompleteHeat Whale heating - runs on gas and/or electric with quiet night-time setting and ducted heating throughout including bathrooms
- » Whale Expanse dual-fuel underslung 8L water heater
- » Whale Duo Control combination controller
- » Ecocamel Orbit water-saving Halo showerhead with built-in Aircore Technology
- » Boutique washbowl basin with click-clack plug, swan-neck mixer tap (excl. 155)
- » 100L Underslung fresh water tank with manual water fill system
- » 70L Underslung waste water tank
- » Peugeot wheel trims as standard
- » Optional alloy wheels
- » Hypnos mattress upgrade available on all fixed bed layouts

NEW FEATURES

2020 SEASON

- » Outstanding drive performance provided by Peugeot Boxer 2.2 140Bhp TDi Turbo Diesel & Euro 6.2 engine with reduced emissions
- » CompleteHeat Whale 4.3kW dual-fuel space saving heating
- » Black gloss enamelled oven, grill & 3 burner gas hob with spark ignition
- » Exterior door with window, fly-screen and integrated waste bin
- » Aguti foldaway seat frames (selected models) now with ISOFIX
- » 'Easy-Slide' chariot-style sockets
- » Sevilla interior design with ActivCare hi-performance wipe-clean upholstery
- » New graphics and Kromex badges
- » Midi Heki as standard
- » Kitchen locker doors with concealed catches



All Autoquest motorhomes are built with fully-bonded SoLiD Construction



TECHNOLOGY

SMART. STYLISH. CAPABLE.

With all Eddis motorhomes, your safety is paramount, and no-one is more committed to your travelling safety.

All models are certified Grade III Thermal Insulation. Every one of our motorhomes come with a dedicated seatbelt for every berth and we continue to lead the way with our 'Belts = Berths' policy.



All Autoquest motorhomes are built with fully-bonded SoLiD Construction

10 / TEN YEAR WATER INGRESS & BODY INTEGRITY WARRANTY

All Autoquest motorhomes come with 10 Year Water Ingress & Body Integrity Warranty

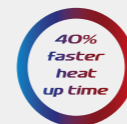


Belts = Berths



CompleteHeat

Adaptive and intuitive, the all-new CompleteHeat system by Whale is ultra-powerful, giving instant results.



More Technology Features

- » Revolutionary 'StrongLite' high-strength aluminium one-piece sides. Up to 40% stronger and 30% lighter
- » Whale Expanse dual-fuel 8L underslung water heater
- » 12V control panel, incorporating water pump, lighting circuits, fresh water tank level and waste warning light when full
- » Whale Duo Control combination controller
- » VIN CHIP theft deterrent and identification system
- » LED interior lighting, saving up to 80% battery consumption
- » Aguti foldaway travel seats (Autoquest 155, 185 and 194). ISOFIX child-seat compatible.



DRIVE



PEUGEOT

- » Peugeot Boxer 2.2 140Bhp HDi Turbo Euro 6.2 engine
- » 6 speed manual transmission
- » DAB radio with steering mounted controls with Bluetooth and USB
- » Remote central locking to cab
- » Immobiliser with unique code
- » Onboard trip computer
- » TPMS (Tyre Pressure Monitoring Sensor)
- » Power steering with adjustable steering wheel position
- » Electric tinted cab windows
- » Electric heated adjustable wing mirrors with indicators
- » ABS Brakes with emergency braking assistance
- » Spare wheel and tyre
- » Fully adjustable and co-ordinated swivel Captain's seats with armrests



ActivCare® Technology

Eddis Autoquest Sevilla fabric benefits from ActivCare premium quality stain free technology.

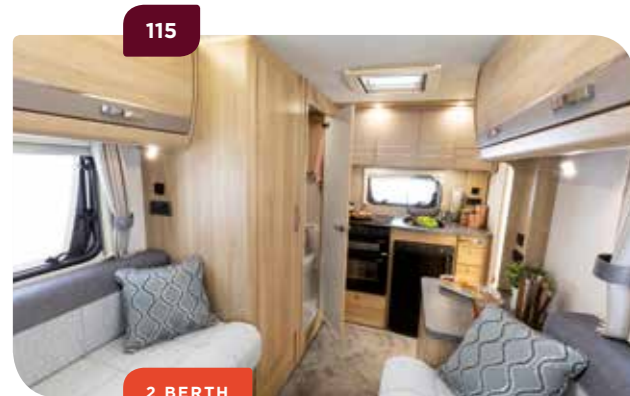
Autoquest Lux Pack option includes:

- » Cab Air Conditioning
- » Cruise Control
- » Passenger Airbag



LAYOUT OPTIONS

Choose from 6 exceptional Autoquest models - all available from your nearest approved Eddis Motorhome Retailer.

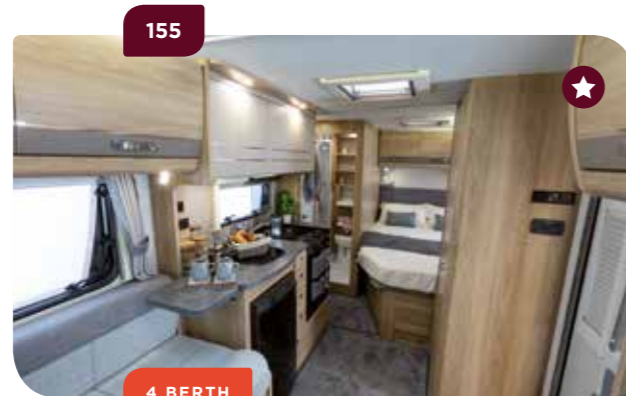


115

2 BERTH

A surprisingly spacious yet compact 2 berth motorhome.

The Autoquest 115 boasts a spacious end kitchen and a generous parallel lounge that converts to a supremely comfortable double bed.

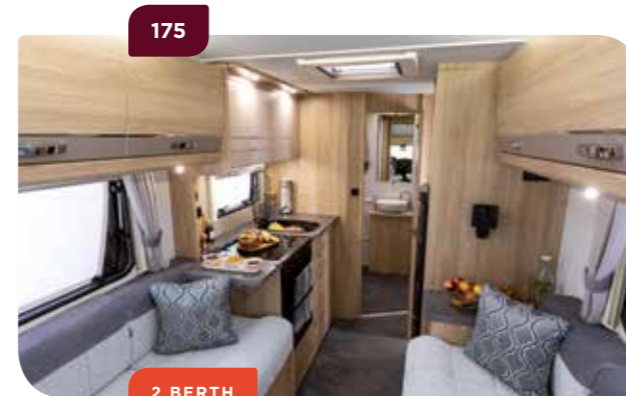


155

4 BERTH

The Autoquest 155 offers the luxury of a fixed bed and lots of lounging space with additional fold-out travel seats so four can travel in safety.

This layout is the perfect option for two or four!




175

2 BERTH

The Autoquest 175 is dramatically different to any of the other models in the range.

Up front the Autoquest 175 boasts a large lounge which converts quickly and easily into an oversize double bed. (Or use as two single beds). At the rear of the Autoquest 175 you'll find the bathroom with separate shower cubicle, spacious dressing area and storage in abundance!

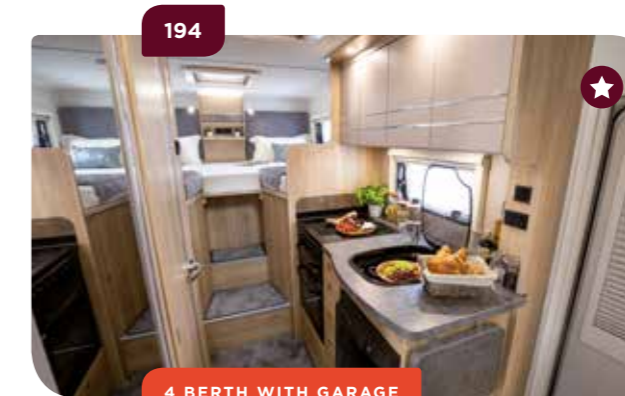


185

4 BERTH

The Autoquest 185 offers the luxury of fixed single beds, a luxurious rear bathroom and lots of lounging space, with additional fold-out travel seats so four can travel in safety.

This layout is the perfect option for two or four!

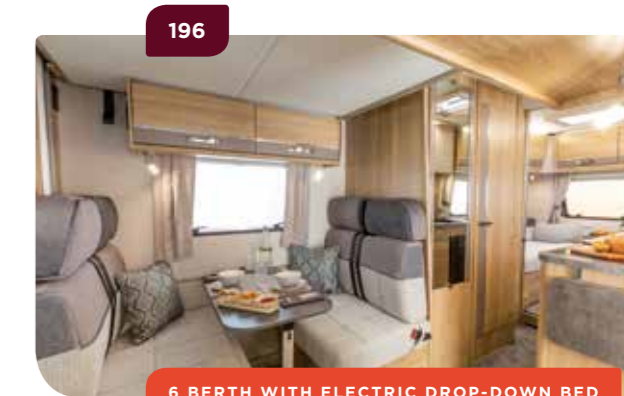


194

4 BERTH WITH GARAGE

The rear of the Autoquest 194 has a raised sleeping area, which can be used as two single beds - or, using the infill sections supplied, a luxury double.

Beneath this is a sizeable garage, with exterior access. At the front, the parallel lounge seats four (with foldaway travel seats) and converts to a further double bed. A great alternative for two or four travellers.



196

6 BERTH WITH ELECTRIC DROP-DOWN BED

The Autoquest 196 is a superb 6 berth with electric drop-down bed over the large front lounge.

In addition, it features a family-sized kitchen and bathroom amidships and a lovely light rear lounge which makes up into a huge double bed. The 196, of course, has 6 dedicated seatbelts so the whole family can travel in safety. This layout is the perfect option for adventurous families!



These models feature foldaway travel seats concealed within the bench-style seating, with fully-homologated seatbelts and ISOFIX, giving you flexibility and ensuring passenger safety on the road.



Detailed 360 Tours of every model online now www.eddis.co.uk



Find your perfect Eddis Autoquest motorhome and **Get The Best Deal** at www.eddis.co.uk



NEW Autoquest CV60

A DEPT. ADVENTUROUS. AFFORDABLE.



Available alongside coachbuilt Autoquest models, the Autoquest CV range offers Elddis style and specification in campervan format!

Converted from the ever-popular Fiat Ducato, the Autoquest CV range comes with manual transmission as standard (140Bhp) and an automatic option (140Bhp or 160Bhp) 2.3L engine.



All layouts available in Standard White or Optional Fiat Grey



FEATURES

KEY FEATURES

- » 25L Underslung LPG tank
- » Spare wheel and tyre
- » DAB radio with steering mounted controls
- » Sliding side panel entrance
- » Electric entrance step
- » 4.3kW space-saving CompleteHeat Whale heating - runs on gas and/or electric with quiet night-time setting - ducted heating throughout including bathrooms
- » Whale Expanse dual-fuel underslung 8L water heater
- » 90L Underslung fresh water tank with manual water fill system
- » 45L Underslung waste water tank
- » Boutique washbowl basin with click-clack plug
- » Thetford C260 toilet
- » Combined bathroom tap and shower mixer with wall mount
- » 90L Thetford Compressor fridge freezer
- » Stainless Steel kitchen sink
- » Thetford Triplex oven, grill and 3-burner gas hob (with auto-shut-off safety function) and glass lid creating additional work surface
- » Noce Ampere craftsman-built cabinetry with handcrafted dove-tailed drawers, overhead lockers with positive locking, contrasting Fantasie Mink flush-fit kitchen units
- » Half-height wardrobe with soft-close hinges
- » LED interior spotlights with concealed lights above overhead lockers (saving up to 80% battery consumption)
- » Fully protected mains electric system with three 240V sockets
- » Teleco wing omnidirectional aerial
- » Fiat wheel trims
- » Optional alloy wheels

SoLiD All Autoquest Campervans are built with fully-bonded SoLiD Construction

NEW FEATURES

2020 SEASON

- » Optional Fiat Grey exterior colour
- » New Layout: CV60 with retractable day bed lounge
- » 4.3kW space-saving CompleteHeat Whale heating - runs on gas and/or electric
- » 90L Thetford compressor fridge freezer (runs for 2 days on battery)
- » 'Easy-Slide' chariot-style sockets
- » New graphics and Kromex badges
- » Sevilla interior design with ActivCare hi-performance wipe-clean upholstery
- » Durable Anthracite contemporary metal-effect worktops
- » Luxurious loose fit Stainclear carpet in Bellagio in African Parrot
- » Kitchen locker doors with concealed catches



NEW Autoquest CV60



NEW Autoquest CV60



Autoquest CV40



Autoquest CV40



Autoquest CV20



Autoquest CV20



FUN. FLEXIBLE. FRESH.

Fiat Ducato is synonymous with optimum safety and performance. It is equipped with advanced control and safety technology.

The Autoquest Campervan offers countless technological innovations that can be easily and effectively managed from the driver's seat, improving safety, increasing comfort, optimising driving performance and ensuring state-of-the-art infotainment.

Our Campervans are configured for year-round use, with Grade III Thermal insulation certification. Our simple, easy-to-use space and water heating systems are not only super-efficient, but also free-up valuable onboard storage space.



10 / TEN YEAR WATER INGRESS & BODY INTEGRITY WARRANTY

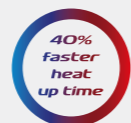
All Autoquest Campervans are built with fully-bonded SoLiD Construction

All Autoquest Campervans come with 10 Year Water Ingress & Body Integrity Warranty



CompleteHeat

Adaptive and intuitive, the all-new CompleteHeat system by Whale is ultra-powerful, giving instant results.



More Technology Features

- » 12V control panel, incorporating water pump, lighting circuits, fresh water tank level and waste warning light when full
- » Whale Expanse dual-fuel underslung 8L water heater
- » Whale Duo Control combination controller
- » VIN CHIP theft deterrent and identification system
- » LED interior lighting, saving up to 80% battery consumption




- » Fiat Ducato 2.3L 140Bhp with Automatic option (140Bhp or 160Bhp)
- » Remote central locking to cab
- » Immobiliser with unique code
- » Onboard trip computer
- » ABS brakes with emergency braking assistance
- » Bluetooth and USB
- » 25L LPG tank as standard
- » TPMS (Tyre Pressure Monitoring Sensor)
- » Power steering with adjustable steering wheel position
- » Electric tinted cab windows
- » Electric heated adjustable wing mirrors with indicators



ActivCare® Technology

Elddis Autoquest Sevilla fabric benefits from ActivCare premium quality stain free technology.

Every aspect of your Elddis Campervan has been carefully considered to give you the very best of both worlds.



- 01** Thule 500mm electronic entrance step
- 02** 25L LPG tank
- 03** Whale® Expanse dual fuel 8L underslung water heater
- 04** 90L Fresh water tank
- 05** 45L Waste water tank
- 06** Whale® CompleteHeat 4.3kW underslung dual fuel heating (gas and electric)
- 07** Full-size spare wheel

Class-leading heating systems are not only super-efficient, but they're also cleverly housed - along with all the other essential services - securely beneath your Campervan.

This ensures optimum living and storage space on-board, creating a home for everything you need for your Campervan adventure.

Choose from 3 Eddis Autoquest Campervans - all available from your nearest approved Eddis Campervan Retailer.



Detailed **360 Tours** of every model online now www.eddis.co.uk



Find your perfect Eddis Autoquest campervan and **Get The Best Deal** at www.eddis.co.uk

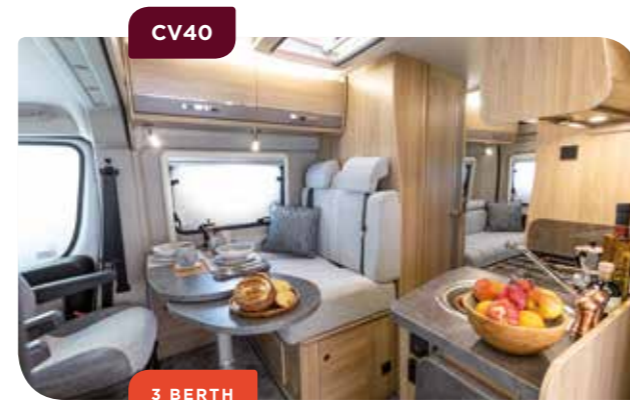


CV20

2 BERTH

The Autoquest CV20 is the perfect campervan for singles or couples.

Longer bench seating at the rear can be used as single beds or made up into a sumptuous double.

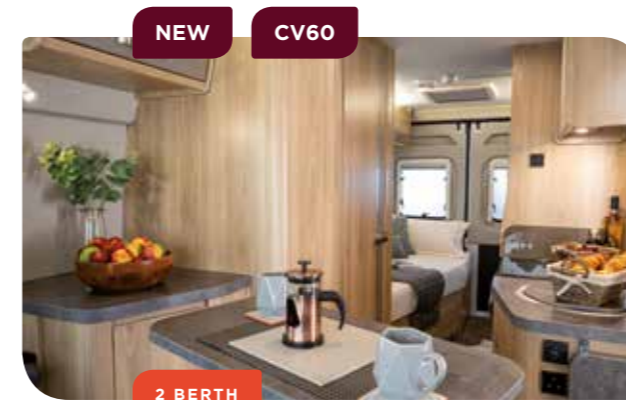


CV40

3 BERTH

The Autoquest CV40 boasts a Pullman-style lounge up-front which can be made up into a single bed.

The rear lounge converts to a double bed - creating a flexible 3-berth campervan.



NEW

CV60

2 BERTH

The Autoquest CV60 is a new addition to the Eddis campervan line-up.

The rear lounge of the campervan boasts a comfy daybed which converts to a double bed for a perfect night's sleep!



NEW Autoquest CV60



Autoquest CV40



Autoquest CV20



Accordo 105

COMPACT. SPACIOUS. SPORTY.



The Accordo is a compact, sporty coach-built motorhome range.

Despite its diminutive dimensions, this range is Tardis-like inside - under 2.6m in height and less than 6m in length, with 6'4" internal headroom.



FEATURES

KEY FEATURES

- » 4.3kW space-saving CompleteHeat Whale heating – runs on gas and/or electric with quiet night-time setting and ducted heating throughout including bathrooms
- » Fully adjustable and co-ordinated swivel Captain's seats with armrests
- » Spacious soft-close wardrobes with easy access
- » Sky-view opening cab sunroof with blind
- » Beds measure up to 6'6" for greater comfort
- » Combination oven and grill
- » 3 burner black enamel gas hob including high speed multi-function burner, spark ignition, flame failure protection
- » 95L fridge with removable freezer unit (135 has 60L fridge freezer)
- » Cruise Control
- » DAB radio with steering mounted controls
- » Teleco Teleplus X2/39U directional aerial
- » Generous storage area with easy loading via large external access door (135 only)
- » Driver and Passenger airbags
- » GRP underskin to motorhome floor providing a water-resistant barrier
- » Noce Ampere craftsman-built cabinetry with handcrafted dove-tailed drawers, overhead lockers with positive locking and removable shelves
- » LED interior spotlights with concealed lights above overhead lockers (saving up to 80% battery consumption)
- » Water Expanse dual-fuel underslung 8L water heater
- » 90L Fresh water tank with manual water fill system (120 is 70L)
- » 70L Waste water tank
- » Thetford toilet with auto-fill flush from on-board water tank
- » Ecocamel Orbit water-saving Halo showerhead with built-in Aircore Technology
- » Spare wheel and tyre
- » Peugeot wheel trims as standard
- » Optional alloy wheels

NEW FEATURES

2020 SEASON

- » Outstanding drive performance provided by Peugeot Boxer 2.2 140Bhp TDi Turbo Diesel & Euro 6.2 engine with reduced emissions
- » CompleteHeat Whale 4.3kW dual-fuel space saving heating
- » Revolutionary 'StrongLite' high-strength Aluminium one-piece sides in Champagne Gold. Up to 40% stronger and 30% lighter
- » Midi Heki tilting panoramic rooflight with pleated blind and separate fly-screen
- » Compartment for 2x gas bottles with fitted gas regulator
- » 'Easy-Slide' chariot-style sockets
- » Sevilla interior design with ActivCare hi-performance wipe-clean upholstery
- » Luxurious loose fit Stainclear carpet in Bellagio in African Parrot
- » New graphics and Kromex badges
- » Exterior door with window, fly-screen and integrated waste bin



All Accordo motorhomes are built with fully-bonded SoLiD Construction



Accordo 120



Accordo 105



Accordo 105



Accordo 135



Accordo 105



Accordo 105

NEAT. NIMBLE. NIFTY.

Outstanding drive performance provided by a Peugeot Boxer 2.2 140Bhp TDi Turbo Diesel for better fuel efficiency with six speed gearbox and Euro 6.2 engine with reduced emissions.

The Accordo range unlike most other motorhomes is built on a standard Peugeot chassis, which we do not modify, keeping the integrity of the Peugeot chassis gives the Accordo unrivalled driving qualities.

Solid

All Accordo motorhomes are built with fully-bonded SoLiD Construction

10 / TEN YEAR WATER INGRESS & BODY INTEGRITY WARRANTY

All Accordo motorhomes come with 10 Year Water Ingress & Body Integrity Warranty



accordo

CompleteHeat

Adaptive and intuitive, the all-new CompleteHeat system by Whale is ultra-powerful, giving instant results.



More Technology Features

- » Revolutionary 'StrongLite' high-strength aluminium one-piece sides. Up to 40% stronger and 30% lighter
- » Whale Expanse dual-fuel 8L underslung water heater
- » 12V control panel, incorporating water pump, lighting circuits, fresh water tank level and waste warning light when full
- » Whale Duo Control combination controller
- » VIN CHIP theft deterrent and identification system
- » LED interior lighting, saving up to 80% battery consumption



PEUGEOT

- » Peugeot Boxer 2.2 140Bhp HDi Turbo Euro 6.2 engine
- » 6 speed manual transmission
- » DAB radio with steering mounted controls with Bluetooth and USB
- » Remote central locking to cab
- » Immobiliser with unique code
- » Onboard trip computer
- » TPMS (Tyre Pressure Monitoring Sensor)
- » Power steering with adjustable steering wheel position
- » Electric tinted cab windows
- » Electric heated adjustable wing mirrors with indicators
- » ABS Brakes with emergency braking assistance
- » Spare wheel and tyre
- » Fully adjustable and co-ordinated swivel Captain's seats with armrests



ActivCare® Technology
Elddis Accordo Sevilla fabric benefits from ActivCare premium quality stain free technology.

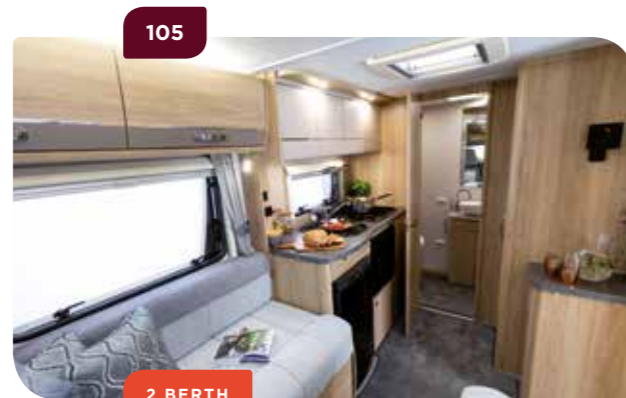
Choose from 3 exceptional Accordo models - all available from your nearest approved Eddis Motorhome retailer.



Detailed 360 Tours of every model online now www.eddis.co.uk



Find your perfect Eddis Accordo motorhome and **Get The Best Deal** at www.eddis.co.uk

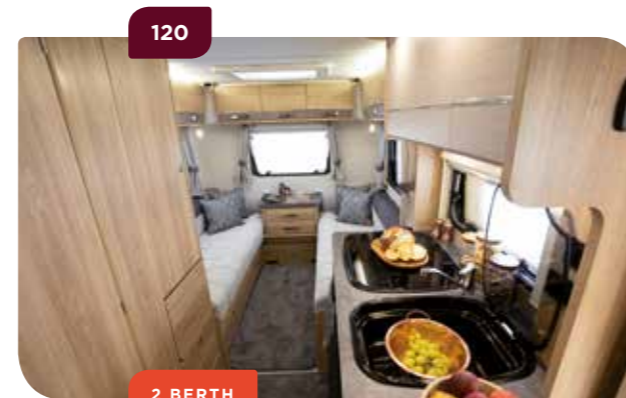


105

2 BERTH

A best-selling compact coach-built motorhome for two.

The front lounge converts into a double bed - or use the driver and passenger seats to make two single beds. The side kitchen comes equipped with everything you need for a touring holiday, whilst the rear bathroom - with its separate shower cubicle - proves that with the compact Accordo there really are no compromises!




120

2 BERTH

A great compact coach-built motorhome for two!

The rear lounge-diner provides two single beds or converts to a vast double bed. The side kitchen comes equipped with everything you need for a touring holiday.



135

3 BERTH WITH REAR LOADING ACCESS

A popular compact coach-built motorhome for two to three people!

The front dinette converts into a single bed for a small adult or child, with rear lounge which multi-tasks! At night, convert to a sizeable double bed. When travelling, stow the seats in upright position to create a vast storage space, accessed from both the rear outside locker door or from the inside of the motorhome.



Accordo 135



Accordo 105



Accordo 120



NEW Encore 250

ADVANCED. ADEPT. ALL-INCLUSIVE.



The luxury motorhome with a modest price tag. Spacious and streamlined, the Encore range offers an all-inclusive package with no hidden extras.

Striking, sophisticated style, unrivalled driving performance, class-leading craftsman-built quality and hi-tech innovation – all at a surprisingly affordable price.



KEY FEATURES


- » Beds measure up to 6'6" for greater comfort
- » Black glass oven, grill and dual-fuel hob with spark ignition and 800W electric hotplate and 3 gas burners
- » Fridge freezer with removable freezer compartment
- » 800W Microwave
- » Cruise Control
- » Alde fan assisted heating to cab
- » Winter pack included as standard: Tank heaters and waste pipe insulation and fridge vent covers
- » 2x Underfloor battery boxes, each suitable for 1 battery (one Class A battery supplied as standard)
- » Sky-view opening cab sunroof with blind
- » GRP underskin to motorhome floor providing a water-resistant barrier
- » Revolutionary 'StrongLite' high-strength aluminium one-piece sides in Champagne Gold
- » Cassino Ash craftsman built 'No-Rattle' cabinetry with Chrome trim detail and Tavira contrasting detailing
- » 100L Underslung fresh water tank with manual water fill system
- » 100L Underslung waste water tank (60L waste in Encore 250)
- » Ecocamel Orbit water-saving Halo showerhead with built-in Aircore Technology
- » Extending clothes airer/drying in shower cubicles
- » Boutique washbowl basin with click-clack plug and swan-neck mixer tap
- » Chrome-effect bathroom accessories, plus additional towel hooks
- » Fully-lined separate shower cubicle (excl. 250)
- » Rails for rear mounted cycle rack
- » Optional Fiat 16" alloy wheels
- » Hypnos mattress upgrade available on all fixed bed layouts



All Encore motorhomes are built with fully-bonded SoLiD construction

NEW FEATURES

2020 SEASON

- » **NEW:** Now built on Fiat 
- » Fiat Ducato 2.3L 140Bhp with Automatic option (140 or 160Bhp)
- » Improved Alde 24hr multi-programmable central and water heating system. Runs on gas, electric (up to 3.15kW) or both. Now with automotive standard Glycol G13 antifreeze coolant
- » Midi Heki tilting panoramic rooflight with pleated blind and separate fly-screen
- » Aguti foldaway seat frames (excl. 255) now with ISOFIX
- » 'Easy-Style' chariot-style sockets
- » Leon interior design with ActivCare PetFriendly upholstery with hi-performance, lightweight construction and wipe-clean, anti-sag fabric
- » Luxurious Taupe Grey deep worktops with concealed lighting underneath
- » New graphics and Kromex badges



Encore 255



Encore 285



Encore 275



Encore 275



Encore 275

PRACTICAL. POWERFUL. PRESTIGE.

Alde programmable central heating comes as standard and ensures your Encore is exactly the right temperature, with long hot showers on demand.

All Elddis motorhomes adhere to our 'Belts = Berths' policy and you will find foldaway, belted travel seats on all three of our 4 berth Encore models - and these are now ISOFIX compatible, too.



All Encore motorhomes are built with fully-bonded SoLiD Construction

10 / TEN YEAR WATER INGRESS & BODY INTEGRITY WARRANTY

All Encore motorhomes come with 10 Year Water Ingress & Body Integrity Warranty



Belts = Berths



» Improved Alde 24hr multi-programmable central and water heating system. Runs on gas, electric (up to 3.15kW) or both with easy-to-use LCD touchscreen control with night-time display setting. Now with automotive standard Glycol G13 antifreeze coolant

» Alde fan assisted heating to cab

More Technology Features

» Revolutionary 'StrongLite' high-strength aluminium one-piece sides in Champagne Gold. Up to 40% stronger and 30% lighter

» 100L Fresh water tank

» 100L Waste water tank (60L waste in Encore 250)

» Ecocamel Orbit water-saving Halo showerhead

» Leon interior design with ActivCare PetFriendly upholstery with hi-performance, lightweight construction and wipe-clean, anti-snap fabric

» VIN CHIP theft deterrent and identification system

» Grade III Thermal Insulation for year-round use

» Aguti foldaway travel seats (Encore 250, 255 and 285) ISOFIX child-seat compatible.



NEW: Automatic options available

Fiat Ducato 2.3L 140Bhp with Automatic option (140 or 160Bhp)

- » Driver and Passenger airbags
- » Spare wheel and tyre as standard
- » Cruise Control
- » Pleated windscreen and side cab window blinds
- » Cab air conditioning with internal and external temperature display
- » Bluetooth and USB
- » Extra wide rear track, giving a sportier look and improved road handling
- » Fully adjustable and co-ordinated swivel Captains seats with armrests



ActivCare® Technology

Elddis Encore 'Leon' fabric benefits from ActivCare premium quality stain free technology. Fabric is PetFriendly too, meaning it is both snag-proof and hypo-allergenic.



Standard Leon interior with ActivCare and PetFriendly upholstery



Optional Leather upholstery



Optional Hypnos Mattress Upgrade available on 250, 255 and 285 models



Optional co-ordinated bedding set

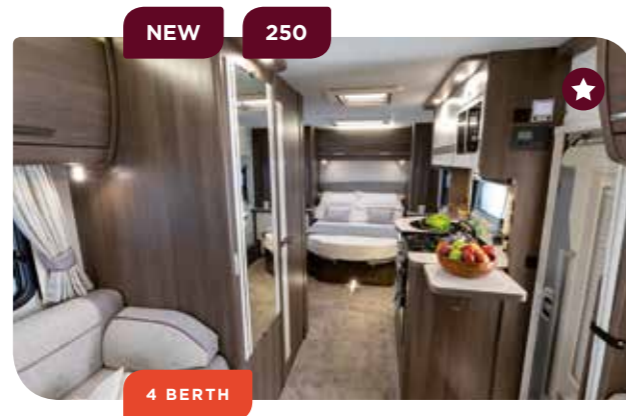
Choose from 4 exceptional Encore models - all available from your nearest approved Eddis motorhome retailer



Detailed 360 Tours of every model online now www.eddis.co.uk

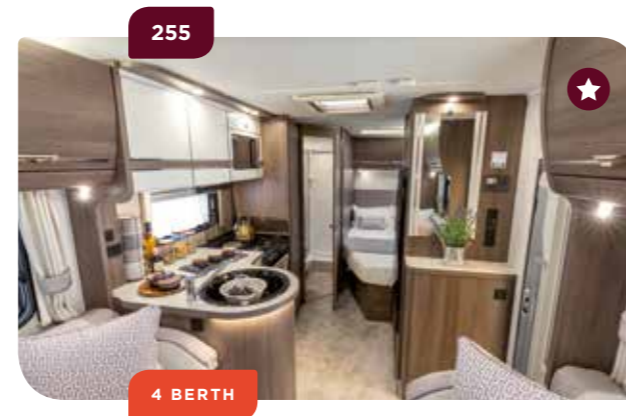


Find your perfect Eddis Encore motorhome and **Get The Best Deal** at www.eddis.co.uk




New for 2020 Season, the Encore 250 boasts an extending island bed, flanked by capacious wardrobes, creating a bright and comfortable living space.

The front lounge converts into a further double bed, with foldaway Aguti travel seats beneath the bench seating - the perfect option for up to four!



A traditional fixed 'French-bed' layout, the Encore 255 accommodates four, with ease.


The front lounge converts into a further double bed with foldaway seating concealed neatly beneath - so even if used as a couple's motorhome, there's always the option of taking family or friends, too!



A luxurious 2 berth, the Encore 275 has the largest of lounges.

At night, use the sumptuous parallel bench seating as two single beds or convert into a large double. The Encore 275 boasts the largest of bathrooms and a beautiful L-shaped kitchen.

A truly luxurious couples' motorhome!



The Encore 285 boasts fixed single beds and a large full-width rear bathroom.

The front lounge converts to a double bed, with foldaway travel seats neatly hidden beneath. Another great choice for couples, with the flexibility to accommodate friends!








These models feature foldaway travel seats concealed within the bench-style seating, with fully-homologated seatbelts and ISOFIX, giving you flexibility and ensuring passenger safety on the road.



EXPLORE THE WORLD. FEEL THE THRILLS. SHARE THE JOY.

For all the latest Eddis news, views, videos, reviews and holiday inspiration follow us on Social Media and visit our HUB:

-  @EddisCompassBuccaneerXplore
-  @_Eddis_
-  @elddis_compass_buccaneerxplore
-  www.elddis.co.uk/hub





TECHNOLOGY PARTNERS



THE MOST ADVANCED TECHNOLOGY USED IN CAMPERVAN AND MOTORHOME ENGINEERING.



STRONG

SoLiD Construction means our campervans and motorhomes offer industry leading integrity and rigidity.



LIGHT

Fully bonded construction enables lighter vehicles which improves fuel consumption.



DRY

Waterproof joints and 95% fewer exterior screws create an impenetrable water barrier.

The first and only fully-bonded construction system for campervans and motorhomes. SoLiD Construction uses a chemical bonding process which is used in Formula 1, aircraft and marine construction.

Find out more by visiting www.elddis.co.uk/solid



10 TEN YEAR WATER INGRESS & BODY INTEGRITY WARRANTY

OUR SUPPLIERS



Every one of our leisure vehicles proudly carries the NCC approved badge of quality. Elddis, Compass, Xplore and Buccaneer are trademarks of Erwin Hymer Group UK Ltd. Company Registration No. 02433663 England & Wales.

This brochure does not constitute an offer by Erwin Hymer Group UK Ltd. Erwin Hymer Group UK Ltd reserves the right to, and does alter from time to time, technical specifications, prices and model ranges as materials, model improvements and conditions require, and can accept no responsibility for discrepancies between these and subsequent models shown. This brochure is for guidance purposes only. Please be sure to check our full current and technical specifications with your retailer before placing your order. Please note that Approved Retailers are not the agents of Erwin Hymer Group UK Ltd. Accordingly they have no authority to bind Erwin Hymer Group UK Ltd or to make any representation or undertaking whatsoever on behalf of Erwin Hymer Group UK Ltd. Props shown in this brochure are for photographic purposes only and are not included in the specification. Bed covers and additional scatter cushions shown are for demonstration purposes only, similar co-ordinating sets are available to purchase from your Erwin Hymer Group UK Ltd retailer. Elddis, Compass, Xplore and Buccaneer products are covered against water ingress damage for 10 years from the original date of purchase of a new product. This applies to water ingress through any permanently sealed seam joints. If you purchase this vehicle as a used vehicle it may be possible to transfer the unexpired term of the warranty cover (up to a maximum of six years commencing at the original date of purchase from new). Full Terms and Conditions, including service intervals and exclusions can be found on the Elddis website www.elddis.co.uk or by telephoning Erwin Hymer Group UK Ltd Customer Care Team.



THIS ISN'T THE END... IT'S THE BEGINNING OF A BRAND NEW ADVENTURE!

Choose Elddis and you join a growing community of motorhome and campervan friends. Join in and share your news, views and tips on one (or all!) of our Social Media channels.

#FunStartsHere



@_Elddis_



@ElddisCompassBuccaneerXplore



@elddis_compass_buccaneerxplore



www.elddis.co.uk/hub



10 / TEN YEAR WATER INGRESS &
BODY INTEGRITY WARRANTY