

Kampa[®]

Camper and Motorhome Awnings

EN



2019



- the best for you and
your motorhome

No one has more experience of lightweight and inflatable awnings than Kampa. We understand that your awning is an important extension to your motorhome and you would like the same quality, design and ease of use that your motorhome gives. Kampa awnings provide first class accommodation on site, the simplest set-up and take-down and structurally are the most secure.

Drive-Away Awnings

Our range of drive-away awnings offer the ultimate in touring convenience. All are quick to set-up and can be left on site to reserve your pitch whilst you explore the local area in your vehicle. Available in poled and inflatable versions, there's a wide range of awnings available to suit vehicles with an attachment height of between 180cm and 300cm. A number of models have been updated for the 2019 season to improve functionality and use including the redesigned Motion AIR which now allows for an optional two-berth annexe to be fitted.

Static Awnings

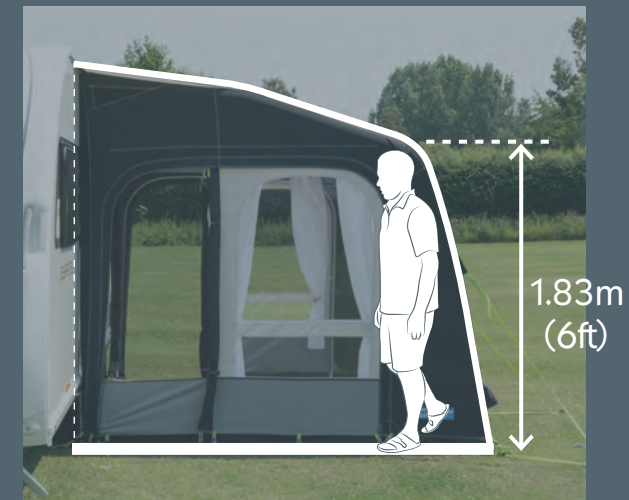
For those that want an awning designed for static use, our bestselling static awnings provide fantastic accommodation and are easy to set-up and take down. Utilising our unique AirFrame system which links individual AirPoles together, Kampa static awnings can be inflated from a single point. They all come complete with twin beading, 4mm and 6mm, that can either be fed through the awning rail attached to your vehicle or threaded through the channel in the front of roll-out awnings.

Dual Pitch™ ROOF SYSTEM

Another innovation from Kampa.

Awnings with Kampa's Dual-Pitch Roof System have much better interior headroom, making Kampa awnings more spacious and useable than any other inflatable awning on the market.

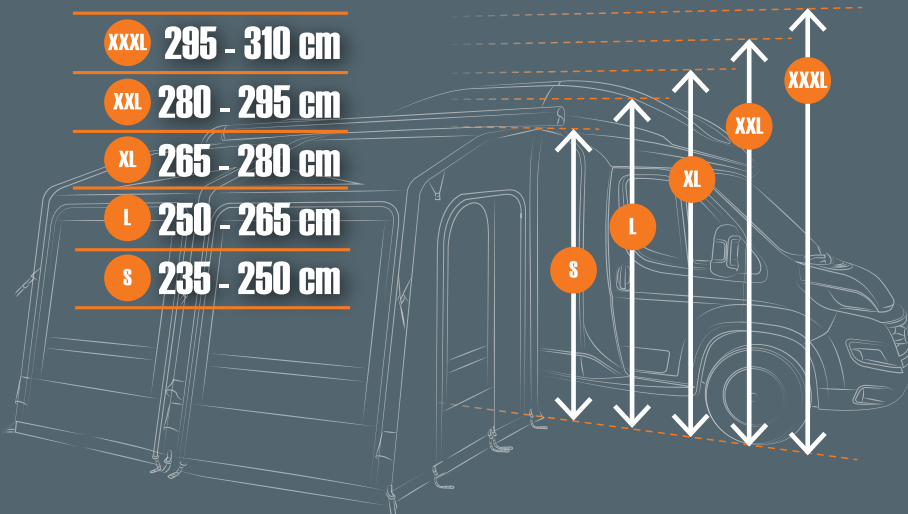
The taut Dual-Pitch roof line is also designed to perform. The pole structure of each roof has been carefully constructed to ensure that wind is deflected and rain water is shed efficiently, helping prevent puddling on the roof and thereby enhancing the performance.





Suitable for most motorhomes and campervans

Our awnings are available in many widths and heights. The connecting tunnel on all our drive-away awnings is wide enough to accommodate the full length of an opened VW Transporter sliding door. The Motor Rally AIR Pro Drive-Away models have tunnel widths up to 390cm.



STATIC AWNINGS

MOTOR ACE AIR ALL-SEASON 400

New for 2019, perfect for seasonal pitches or extended stays in sunny climes. The ultimate in style and durability.



MOTOR GRANDE AIR PRO 390

Building on the success of our famous Rally models, but with a huge three metre depth.



MOTOR RALLY AIR PRO 260/330

Our best-selling inflatable awning available in a range of sizes and heights to suit most motorhomes

DRIVE-AWAY AWNINGS

MOTOR RALLY AIR PRO DRIVE-AWAY 260/330/390

Modern design meets Drive-Away awning. All-in-one inflation coupled with our exclusive Pro Weathershield™ material makes these the highest quality Drive-Away awnings available on the market.



TRAVEL POD AIR SERIES

TRIP, ACTION, MOTION, CROSS & TOURING

If you're looking for a Drive-Away awning that's quick and easy to set up, this range of inflatable awnings is available in a range of sizes to suit camper vans and motorhomes.

TAILGATER & TAILGATER AIR

Designed to fit many different vehicles with a tailgate. Provides shelter and protected access to the rear of your vehicle.



Sewn-in Versus Clip-in Groundsheets

Many campsites do not allow campervan, motorhome or caravan owners to use a waterproof groundsheet in their awnings. This is why some of our drive-away awnings come complete with a clip-in groundsheet. The groundsheet simply clips into place and lies on top of the mud wall to create the same effect as a sewn-in groundsheet. This saves the inconvenience of not being able to use your awning if these strict rules are enforced.



TRAVEL POD MINI

A simple, cost-effective solution that provides great accommodation for short or long stays.

Kampa AIR Awnings

The future in your hands

Kampa inflatable awnings have revolutionised camping. Our AIR awnings are trusted by tens of thousands of campers across Europe and further afield. Gone are traditional metal or fibreglass poles, replaced by strong, high pressure inflatable tubes. No more struggling with the awning frame and trying to find the correct pole, our AirFrame is already attached to the awning for simple set-up.

How does it work?

We have two systems:

Single Point Inflation

Individual AirPoles are linked together allowing for the entire awning to be inflated from a single inflation point. This system is used on our Motor Ace, Motor Grande and Motor Rally awnings.

Multi Point Inflation

Each AirPole is inflated individually. We use this system on our Travel Pod awnings.

Both systems create an exceptionally strong awning, probably stronger than a steel frame. Each awning comes supplied with a high-volume hand pump and with this pump a Rally AIR Pro 260S can be fully inflated in less than 60 seconds. For the ultimate in ease our optional Gale electric pump is also available.

What's the set up procedure?

It's never been easier, just follow these simple steps:

- 1) Connect the awning to your vehicle using your preferred connection method. (Detailed on page 12)
- 2) Peg down the four corners of the awning.
- 3) Attach the pump to the inflation point and pump until inflated.
- 4) Peg down the intermediate pegging points and guy lines.

That's it! It's never been easier.

Other advantages

- As well as being the easiest awnings to set-up, they're also the easiest to take-down
- Kampa AIR awnings are lighter than awnings with conventional poles – up to 27% lighter than an equivalent awning which reduces your payload. With no metal or fibreglass poles there's nothing to damage your vehicle.
- The AirFrame is always attached - you're never going to forget or lose your poles.
- Whilst the AirFrame is very rigid they can flex in the wind, meaning that you'll never break or bend a pole.
- Our AIR awnings are made with class leading materials and are produced by skilled craftsmen.

* see website for details



The Kampa AirFrame Explained

The Kampa AirFrame is made with class leading materials and produced by skilled craftsmen; it's incredibly rigid and durable whilst remaining far lighter than a conventional pole frame. Each AirPole is made of a strong TPU inflation tube that is zipped into a tough reinforced cover which is then zipped into a heavy-duty sleeve in the awning. The AirPoles are well protected and need no maintenance. Whilst tested to 22 psi, the AirFrame system best functions when inflated between 7 and 9 psi depending on the awning and is suitable for both hot and cold climates as well as extreme changes in temperature. This is substantially higher than other inflatable awnings and ensures that Kampa AIR awnings are the strongest and most stable available. If necessary, a repair or replacement of an AirPole can be made within a matter of minutes.

Specifically designed for motorhomes and camper vans

Following the launch of our inflatable awnings in 2013, we have pioneered a range of inflatable awnings specifically designed for motorhomes and camper vans, introducing improvements to design and function year-on-year. With ease of use and function in mind, Kampa AIR awnings are inflated from external inflation points and spreader poles are used where necessary to create a strong structure that can withstand the elements and reduce set-up time.

There are many other reasons to purchase a Kampa AIR awning:

- Kampa are the pioneers and world leaders in inflatable awning technology. We're the market leaders and have extensive knowledge and experience.
- The people behind Kampa awnings have over forty years of continuous expertise in awnings and awning design.
- Kampa AIR awnings have been fully tested. This ensures good design with adequate run-off whilst at the same time ensuring internal clearance for the vehicle door. All of our designs spend hours in a rain room ensuring that a Kampa AIR awning will not let you down.
- Kampa has the widest range available. For 2019 we have thirteen different AIR awnings available to suit your requirements and budget.
- Kampa AIR awnings can be customised with a range of optional equipment including different types of carpet, roof linings and our fantastic SabreLink lighting system.



Whilst tested to 22 psi, the AirFrame system best functions when inflated to 9 psi and is suitable for both hot and cold climates as well as extreme changes in temperature.

As the AirPoles can cope with extreme changes in temperature, Kampa awnings do not use 'pressure relief valves' as these would unnecessarily expel air from the awning, reducing the stability and requiring more air to be added.

The below chart displays how the air pressure in an AirPole will vary in different temperatures:

AirPole Pressure	Temperature
12.0 psi	50°C / 122°F
10.5 psi	40°C / 104°F
9.7 psi	30°C / 86°F
9 psi	20°C / 68°F
8.2 psi	10°C / 50°F
7.5 psi	0°C / 32°F
6.7 psi	-10°C / 14°F
5.9 psi	-20°C / -4°F
5.2 psi	-30°C / -22°F



An awning inflated to 9 psi at 20°C (68°F) will only increase to 10.5 psi at 40°C (104°F), well within the awnings tested maximum air pressure of 22 psi.



Kampa®

ALL
SEASON

MOTOR ACE AIR 400

Static Awnings

If you just want to stay put for a while, our static awnings will fit the bill. These attach to your vehicle by either connecting to a roll-out awning or to an awning rail fitted directly to the vehicle. All models come complete with 4mm and 6mm keder (beading) making them ready to fit most popular roll-out awnings. They also come complete with specially designed rear upright poles that keep the rear of the awning close to the side of your motorhome. This can be further improved by using our Limpet™ Fix System that attaches the side of the awning to the vehicle*. Our static awnings are available in a variety of heights to suit the majority of motorhomes; just measure the height from the ground to the slot in the front of your roll-out awning or awning rail. They're easy to fit to a roll-out awning. Wind the awning out to a convenient height, feed the awning into the slot on the front rail and then roll the awning back up – easy.

*Smooth surfaces only.
Not suitable for use on decals.

Dual
Pitch™
ROOF SYSTEM



- an awning for all seasons

The ultimate seasonal pitch awning. No other awning offers such style whilst still being completely functional – you're certain to be the envy of the site. The shaped front walls not only look good but provide extra interior space with a depth of 300cm. Moving inside, the view out is spectacular, with large panoramic windows and skylights providing plenty of light during the day and a view of the stars at night.

If you want a seasonal pitch awning that is just as easy to set up as our other inflatable awnings, then this is the awning for you. The Motor Ace AIR All-Season has been designed to be set up for extended periods of time and every component has been selected to cope with extremes of weather. The Four-Season fabric has been tested in the sunniest parts of Australia to ensure that it's suitable for use in this awning. The Ace AIR All-Season features our latest Dual-Pitch Roof System giving you improved interior headroom and is constructed to ensure it stands up to the worst of the weather.

The Motor Ace AIR All-Season comes complete with a Storm Tie Down Kit as standard.



Optional All-Season Tall Annexe



Optional Sun Wing canopy

Motor Ace AIR All-Season key features

- Inflatable - Single Point inflation system
- Each tube can be isolated via isolation valves
- Weathershield™ Four-Season material
- Flame retardant and UV stabilised
- Seams sewn with waterproof thread
- Zip-out front and side panels
- Crystal Clear windows with curtains - for a great view out
- Quickpitch guying system
- No-see-um mesh flyscreen on side doors - keeps out even the smallest bugs
- Large flyscreen in right-hand side window
- Sealing bumper pads
- Complete with rear upright pole set and hand pump
- 4mm and 6mm Keder (beading) fitted
- Further customisation available with a wide range of optional equipment


Available in four sizes to fit varying heights of vehicles:

- S:** fits 235 - 250 cm
- L:** fits 250 - 265 cm
- XL:** fits 265 - 280 cm
- XXL:** fits 280 - 295 cm

How does this awning attach to the camper?

- Pole & Clamp
- Beading
- Guy Line
- Velcro Loops

See Page 12 for more information



Weathershield™
4-SEASON



Model	Code	Width	Depth	Pack Size cm	Weight	Min. Weight
Motor Ace AIR All-Season 400 S	MH1006	400 cm	300 cm	97 x 47.5 +108 x 20	28 + 9.8 Kg	27 Kg
Motor Ace AIR All-Season 400 L	MH1007	400 cm	300 cm	97 x 48.5 + 108 x 20	28.6 + 9.8 Kg	27.6 Kg
Motor Ace AIR All-Season 400 XL	MH1008	400 cm	300 cm	97 x 48.5 +108 x 20	29.2 + 9.8 Kg	28.2 Kg
Motor Ace AIR All-Season 400 XXL	MH1009	400 cm	300 cm	97 x 49 + 108 x 20	29.6 + 9.8 Kg	28.6 Kg
All-Season Tall Annexe	CE7378	180 cm	200 cm	85 x 31	12 Kg	-
Sun Wing 400	CE7026	-	250 cm	83 x 13	16.3 Kg	-

Kampa®

PRO

MOTOR GRANDE AIR



Weathershield™
PRO

How does this awning attach to the camper?

- Pole & Clamp
- Beading
- Guy Line
- Velcro Loops

See Page 12 for more information

Dual Pitch™
ROOF SYSTEM

- more depth, extra space

A new addition to the range for 2019, the Motor Grande AIR Pro incorporates all the advantages of our famous Rally AIR models that have made them Europe's favourite inflatable awnings, but with a huge three metre depth; this, along with our Dual-Pitch Roof System, ensures you can utilise the entire awning, giving the Motor Grande AIR Pro 390 a remarkable 11.7m² of usable space.

Providing relief in hot weather, the awning can be fitted with optional front mesh panels for additional ventilation and the awning can be extended with one of our inflatable Pro Annexe's.

Behind the right-hand side window is a large secondary mesh panel, providing relief in hot weather. Further secondary mesh panels can be found behind both side doors and additional ventilation can be added to the front of the awning with our optional front mesh panels. Both side panels are interchangeable allowing for the reversal of the side doors and either or both side panels can be replaced with an optional annexe or conservatory.





Model	Code	Width	Depth	Pack Size cm	Weight	Min. Weight
Motor Grande AIR Pro 390 S	MH1001	390 cm	300 cm	97 x 45	29 Kg	26.2 Kg
Motor Grande AIR Pro 390 L	MH1002	390 cm	300 cm	97 x 45.5	29.4 Kg	26.6 Kg
Motor Grande AIR Pro 390 XL	MH1003	390 cm	300 cm	97 x 45.5	29.8 Kg	29.8 Kg
Motor Grande AIR Pro 390 XXL	MH1004	390 cm	300 cm	97 x 46	30.5 Kg	27.7 Kg
Motor Grande AIR Pro 390 XXXL	MH1005	390 cm	300 cm	97 x 46.5	31 Kg	28.2 Kg
Pro Tall Annexe	CE7379	180 cm	200 cm	70 x 28	9 Kg	-
Pro Conservatory Annexe	CE7380	180 cm	200 cm	70 x 23	9.6 Kg	-
Pro Standard Annexe	CE7311	180 cm	220 cm	70 x 25	7 Kg	-

Motor Grande AIR Pro key features

- Inflatable - Single Point inflation system
- Each tube can be isolated via isolation valves
- **'Feel the Difference'** double coated Weathershield™ Pro polyester
- Flame retardant and UV stabilised
- A massive 6000mm hydrostatic head
- Seams hot air taped - for maximum weatherproofing
- Roll-to-side front panels
- Zip-out side panels - can accept optional annexes and conservatory
- Crystal Clear windows with curtains - for a great view out
- Quickpitch guying system
- No-see-um mesh flyscreen on side doors - keeps out even the smallest bugs
- Large flyscreen in right-hand side window
- Sealing bumper pads
- Complete with rear upright pole set and hand pump
- 4mm and 6mm Keder (beading) fitted
- Further customisation available with a wide range of optional equipment

Available in five sizes to fit varying heights of vehicles:

- S:** fits 235 - 250 cm
- L:** fits 250 - 265 cm
- XL:** fits 265 - 280 cm
- XXL:** fits 280 - 295 cm
- XXXL:** fits 295 - 310 cm

Motor Grande AIR Pro 390 shown with optional Pro Tall Annexe



Rear upright poles are included as standard

Kampa®

PRO

MOTOR RALLY AIR

How does this awning attach to the camper?

- Pole & Clamp
- Beading
- Guy Line
- Velcro Loops

See Page 12 for more information



Dual Pitch™
ROOF SYSTEM

Weathershield™
PRO

- updated version of our bestselling favourite

The incredibly popular Motor Rally AIR Pro has been updated for 2019 with new features including our Dual-Pitch Roof System providing more interior headroom, making the awning more spacious and usable. A large secondary mesh panel can be found behind the right-hand side window for additional ventilation in hot weather. Zip-in front mesh panels are also available as optional equipment for added ventilation.

The Motor Rally AIR Pro uses our fantastic Weathershield™ Pro material for excellent waterproofing and long life but is still light enough for easy set-up and handling. The front panels can be rolled to the side or alternatively used 'veranda' style.



Motor Rally AIR Pro 330 L shown with optional Continental Cushioned Carpet



Motor Rally AIR Pro 330 L



Motor Rally AIR Pro key features

- Inflatable - Single Point inflation system
- Each tube can be isolated via isolation valves
- **'Feel the Difference'** double coated Weathershield™ Pro material
- Flame retardant and UV stabilised
- A massive 6000mm hydrostatic head
- Seams hot air taped - for maximum weatherproofing
- Roll-to-side front panels
- Zip-out side panels - can accept optional annexes and conservatory
- Crystal Clear windows with curtains - for a great view out
- Quickpitch guying system
- No-see-um mesh flyscreen on side doors - keeps out even the smallest bugs
- Sealing bumper pads
- Complete with rear upright pole set and hand pump
- 4mm and 6mm Keder (beading) fitted
- Further customisation available with a wide range of optional equipment

Available in four sizes to fit varying heights of vehicles:

S: fits 235 - 250 cm **L:** fits 250 - 265 cm
XL: fits 265 - 280 cm **XXL:** fits 280 - 295 cm



Motor Rally AIR Pro 260 L




Model	Code	Width	Depth	Pack Size cm	Weight	Min. Weight
Motor Rally AIR Pro 260 S	CE7201	260 cm	250 cm	97 x 40	22.7 Kg	19.9 Kg
Motor Rally AIR Pro 260 L	CE7202	260 cm	250 cm	97 x 40.5	23 Kg	20.2 Kg
Motor Rally AIR Pro 260 XL	CE7203	260 cm	250 cm	97 x 40.5	23.4 Kg	20.6 Kg
Motor Rally AIR Pro 260 XXL	CE7204	260 cm	250 cm	97 x 41	24 Kg	21.2 Kg
Motor Rally AIR Pro 330 S	CE7205	330 cm	250 cm	97 x 41	24 Kg	21.2 Kg
Motor Rally AIR Pro 330 L	CE7206	330 cm	250 cm	97 x 41.5	24.3 Kg	21.5 Kg
Motor Rally AIR Pro 330 XL	CE7207	330 cm	250 cm	97 x 41.5	25 Kg	22.2 Kg
Motor Rally AIR Pro 330 XXL	CE7208	330 cm	250 cm	97 x 42	25.6 Kg	22.8 Kg
Pro Tall Annexe	CE7379	180 cm	200 cm	70 x 28	9 Kg	-
Pro Conservatory Annexe	CE7380	180 cm	200 cm	70 x 23	9.6 Kg	-
Pro Standard Annexe	CE7311	180 cm	220 cm	70 x 25	7 Kg	-

Motor Rally AIR Pro 330 L shown with optional Pro Tall Annexe.



Drive-Away awning attachment options



Pole & Clamp Kit

Pole & Clamp (optional)

This is the most secure method for vehicles that have a gutter running the length of the vehicle. The rear tunnel has a sleeve sewn along its length into which the pole slides. The pole then rests in the vehicle's gutter and is secured using the clamps supplied.



Limpet™ Suction Drive-Away Kit

Guy Line Method

This is the quickest method. Throw the guy lines, attached to the top corners of the tunnel, over the vehicle and either peg down on the other side or tie to the wheels.



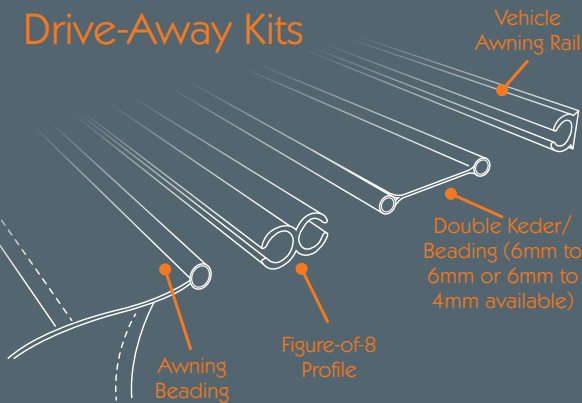
Double keder/ beading into roof mounted awning rail

Velcro Loops

If your vehicle is fitted with roof rails, then a quick method of attachment is to attach the velcro straps, fitted along the top edge of the tunnel, around the roof rail.

Various optional Drive-Away Kits are available including the Limpet™ Fix Drive-Away Kit with easy suction attachment.

Drive-Away Kits



Beading

All Travel Pods come with 6mm beading sewn along the length of the rear tunnel. The beading can be clipped to the vehicle gutter using 'figure of 8' profile (not supplied) or attached to the vehicles awning rail (if fitted). It will be easier to do this using an optional Drive-Away kit.

Kampa® DRIVEAWAY PRO MOTOR RALLY AIR

How does this awning attach to the camper?

- Pole & Clamp
- Beading
- Guy Line
- Velcro Loops

See Page 12 for more information



Motor Rally AIR Pro 390 Drive-Away

Weathershield PRO



Motor Rally AIR Pro 330 Drive-Away

- the ultimate drive-away awning

The drive-away version of our bestselling Motor Rally AIR Pro awning, allowing you to leave it on site whilst you explore the local area. Updated for 2019, the Motor Rally AIR Pro Drive-Away now features doors in the rear tunnel of the awning allowing for convenient access to the vehicle without going through the awning. The large connecting tunnel can be connected to your vehicle either by throwing the attached webbing straps over the vehicle or by using a drive-away kit to connect to an awning rail or the front channel of any roll-out awning. The free-standing Motor Rally Drive-Away sets up in minutes and is easily inflated through a single inflation point using our high quality pump supplied. Our optional Gale electric pump is also available for the ultimate convenience. Once set-up the awning provides plenty of space for furniture and other equipment. Further customisation is available through a large range of optional equipment to tailor to your needs.

New for 2019, a spacious 390 size perfect for larger motorhomes, and a 260 size designed to fit campervans and smaller motorhomes.



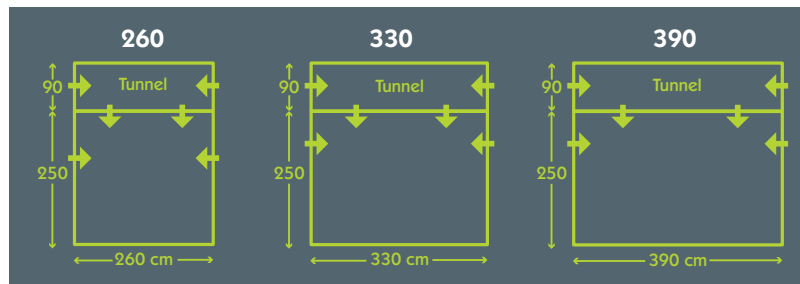
Dual Pitch™
ROOF SYSTEM



Motor Rally AIR Pro
260 Drive-Away



Motor Rally AIR Pro
260 Drive-Away



Motor Rally AIR Pro
260 Drive-Away



Motor Rally AIR Pro
260 Drive-Away

Motor Rally AIR Pro Drive-Away key features

- Inflatable - Single Point inflation system
- Each tube can be isolated via isolation valves
- Free-standing Drive-Away awning
- **'Feel the Difference'** Weathershield™ Pro material
- Flame retardant and UV stabilised
- A massive 6000mm hydrostatic head
- Seams hot air taped - for maximum weatherproofing
- Roll-to-side front panels
- Zip-out side panels - can accept optional annexes and conservatory
- Crystal Clear windows with curtains - for a great view out
- Quickpitch guying system
- Mesh flyscreen on side doors and right hand side window (with clear cover)
- Rear panel with two large doorways through to connecting tunnel
- Complete with Kampa Downdraught hand pump
- Further customisation available with a wide range of optional equipment

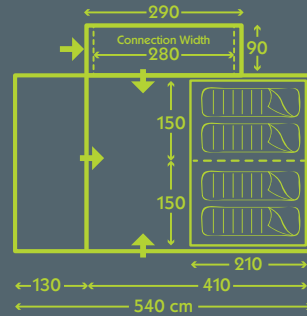
Designed to fit vehicles between:

260: 180-225cm high
330/390: 220-300cm high



Model	Code	Width	Depth	Pack Size cm	Weight	Min. Weight
Motor Rally AIR Pro 260 Drive-Away	MH2001	260 cm	340 cm	97 x 46	30.3 Kg	275 Kg
Motor Rally AIR Pro 330 Drive -Away	MH2002	330 cm	340 cm	97 x 47	31.9 Kg	29.1 Kg
Motor Rally AIR Pro 390 Drive-Away	MH2003	390 cm	340 cm	97 x 47.5	35 Kg	32.2 Kg
Pro Tall Annexe	CE7379	180 cm	200 cm	70 x 28	9 Kg	-
Pro Conservatory Annexe	CE7380	180 cm	200 cm	70 x 23	9.6 Kg	-
Pro Standard Annexe	CE7311	180 cm	220 cm	70 x 25	7 Kg	-

Kampa® TRAVEL POD TOURING AIR



Perfect for those who need more room or maybe sleeping accommodation. Available in two versions, Weathershield™ HD or Weathershield™ Airflow Classic Polycotton – a breathable material that reduces condensation and helps regulate the interior temperature. The Touring AIR is designed to sit alongside your vehicle, providing the maximum amount of space without extending beyond your pitch. The large connecting tunnel can easily be attached to your vehicle and has a generously proportioned side door. This tunnel is capacious enough to be used for additional storage. The Touring AIR has a generous front canopy, providing protection from both good and bad weather and allows the front door to be opened when it's raining. Once inside you'll find a huge living space that has plenty of windows, all with zip-up blinds, and three doors, all with mosquito mesh screens. A large four berth inner tent is supplied as standard that can be used for sleeping or even storage if required. The Touring AIR is available with the connecting tunnel in a left-hand (L/H) configuration for UK vehicles and right-hand (R/H) for European vehicles.



Touring Classic AIR VW L/H

How does this awning attach to the camper?


- Pole & Clamp ✓
- Beading ✓
- Guy Line ✓
- Velcro Loops ✓

See Page 12 for more information

UPF 50+



**Weathershield™
PRO AirFlow**



**Weathershield™
HD 6000**



Touring Classic AIR VW L/H

Touring AIR key features

- Inflatable - external Multi Point Inflation System (7-8 psi)
- Free-standing Drive-Away awning
- **'Feel the difference'** Weathershield™ HD heavy duty or Weathershield™ Airflow Classic Polycotton material
- A massive 6000mm hydrostatic head (HD version)
- Seams hot air taped – for maximum weatherproofing (HD version)
- Door in side tunnel
- Adjustable height side tunnel to suit a wide range of vehicles
- Full sewn-in groundsheet
- Complete with a large 4-berth inner tent with central roll-away partition
- Large front canopy
- Zip-up blinds on all windows
- Mesh screens on doors
- Kampa Climate Control system
- Optional front canopy, vestibule and mesh vestibule
- Optional footprint and fleece carpet

Sabre LINK
FLEX



Available in three sizes to fit varying heights of vehicles:

VW: fits 180 - 210 cm **L:** fits 205 - 235cm
XL: fits 230 - 295 cm



Touring Classic AIR VW L/H

Model	Code	Height	Pack Size	Weight
		cm	cm	Kg
Touring Classic AIR VW (L/H)	CE7226	210 cm	80 x 46	27 Kg
Touring Classic AIR VW (R/H)	CE7244	210 cm	80 x 46	27 Kg
Touring AIR VW (L/H)	CE7223	210 cm	80 x 41	23 Kg
Touring AIR VW (R/H)	CE7245	210 cm	80 x 41	23 Kg
Touring AIR L (L/H)	CE7224	210 cm	80 x 41	23 Kg
Touring AIR L (R/H)	CE7246	210 cm	80 x 41	23 Kg
Touring AIR XL (L/H)	CE7225	210 cm	80 x 42	23.5 Kg
Touring AIR XL (R/H)	CE7247	210 cm	80 x 42	23.5 Kg



Four-berth inner tent included as standard

Large interconnecting doorway with mesh panel for easy vehicle access.



Touring AIR VW L/H

Kampa® TRAVEL POD MOTION AIR

Model	Code	Height	Pack Size	Weight
Motion AIR VW	MH2004	225 cm	65 x 34	19 Kg
Motion AIR L	MH2005	225 cm	65 x 34	19 Kg
Motion AIR XL	MH2006	225 cm	65 x 34	19.5 Kg
Motion AIR Annexe	AA0004	180 cm	60 x 15	5 Kg
Motion AIR Inner Tent	AA3006	-	-	-
Motion AIR Canopy	CE7170	-	-	-

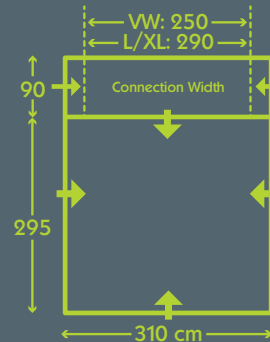
Motion AIR key features

- Inflatable - external Multi Point Inflation System (7-8 psi)
- Free-standing drive-away awning
- **'Feel the difference'** Weathershield™ HD heavy duty material
- Flame retardant and UV stabilised
- A massive 6000mm hydrostatic head
- Seams hot air taped – for maximum weatherproofing
- Door in rear tunnel
- Adjustable height rear tunnel to suit a wide range of vehicles
- Full-clip in groundsheet
- Right hand side door with wet weather canopy and mesh panel
- Window blinds with easy store pockets
- Large rear door for access to camper through tunnel
- Optional two-berth inner tent
- Optional inflatable annexe with inner tent
- Optional front canopy - 150cm deep

Available in three sizes to fit varying heights of vehicles:

VW: fits 180 - 210 cm **L:** fits 205 - 235 cm
XL: fits 230 - 295 cm

A high specification awning offering versatility and function in a great value package. Quick and easy to set-up, the Motion AIR provides abundant head room and lots of useful space. Doors can be found on either side of the rear tunnel giving easy access to the vehicle and a large 'D' door connects the tunnel area to the living area. Inside there's a fully enclosed clip-in groundsheet that can be removed if the campsite doesn't allow non-breathable groundsheets. You'll notice the large panoramic windows giving a great view out as well as doors on both sides of the awning. The right-hand side door includes a canopy to give you sheltered access to the awning. New for 2019, the depth of the Motion AIR has been increased to allow for an optional two-berth annexe to replace the left-hand side panel. The front panel has also been redesigned and features a flexible yet simple to use 'D' door that can be half or fully rolled back, as well as a secondary mesh panel.



Optional annexe complete with two-berth inner tent



Travel Pod Motion AIR shown with optional annexe



How does this awning attach to the camper?

- Pole & Clamp ✓
- Beading ✓
- Guy Line ✓
- Velcro Loops ✓

See Page 12 for more information

Sabre LINK FLEX

UPF 50+



Weathershield™ HD 6000

Travel Pod Motion AIR shown with optional front canopy and annexe

Action AIR key features

- Inflatable - external Multi Point Inflation System (7-8 psi)
- Free-standing drive-away awning
- Weathershield™ material
- Flame retardant and UV stabilised
- A massive 6000mm hydrostatic head
- Seams hot air taped – for maximum weatherproofing
- Front canopy - 80cm deep
- Door in rear tunnel
- Adjustable height rear tunnel to suit a wide range of vehicles
- Full-clip in groundsheet
- Front 'D' door with large window
- Window blinds with easy store pockets
- Large rear door for access to camper through tunnel
- Optional two-berth inner tent

SabreLINK
FLEX

Available in three sizes to fit varying heights of vehicles:

VW: fits 180 - 210 cm L: fits 205 - 235 cm XL: fits 230 - 295 cm



Weathershield
6000

UPF
50+

How does this awning attach to the camper?

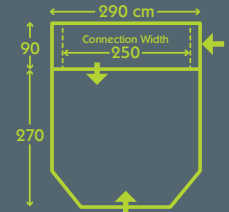
- Pole & Clamp ✓
- Beading ✓
- Guy Line ✓
- Velcro Loops ✓

See Page 12 for more information



Kampa® TRAVEL POD ACTION AIR

If you don't want to spend time setting up and taking down your drive-away awning, then this is the awning for you. The Action AIR is a free-standing awning allowing you to drive-away whilst still reserving your pitch on site for when you return. The Action AIR has a large living area and the option of a two-berth inner tent. The awning comes complete with a fully waterproof clip-in groundsheet, which can be removed on sites that do not allow their use. A large protective canopy covers the front door - ideal for poor weather conditions. There are three versions, to suit different height campers and motorhomes - VW, L and XL.



Model	Code	Height	Pack Size cm	Weight
Action AIR VW	CE7161	205 cm	78 x 33	13.5 Kg
Action AIR L	CE7162	205 cm	78 x 33	13.5 Kg
Action AIR XL	CE7164	205 cm	80 x 33	14 Kg
Action AIR Inner Tent	CE7403	-	-	-



Kampa® TRAVEL POD CROSS AIR

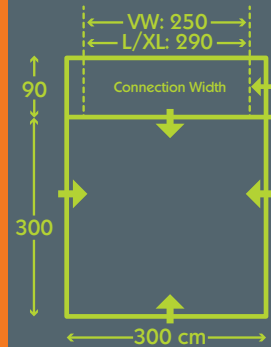
A classic favourite updated for 2019, the Cross AIR remains a stable in the Travel Pod range. Utilising the Kampa AirFrame, the Cross AIR features a sturdy and spacious living area and benefits from new steeper walls to offer improved headroom and useable space. Redesigned, the front panel now incorporates an easier to use 'D' door that can be half or fully rolled back, all covered by large front canopy for weather protected access to the awning. The Cross AIR comes with a clip-in groundsheet that can be removed when required and features large windows with blinds for added privacy and mesh throughout for plenty of ventilation. An optional two-berth inner tent can be added to either or both sides of the awning.

Cross AIR key features


- Inflatable - external Multi Point Inflation System (7-8 psi)
- Free-standing drive-away awning
- 'Feel the difference' Weathershield™ HD heavy duty material
- Flame retardant and UV stabilised
- A massive 6000mm hydrostatic head Seams hot air taped - for maximum weatherproofing
- Door in rear tunnel
- Adjustable height rear tunnel to suit a wide range of vehicles
- Full-clip in groundsheet
- Window blinds with easy store pockets Large rear door for access to camper through tunnel
- Optional two berth inflatable AIR annexe complete with inner tent

Available in three sizes to fit varying heights of vehicles:

VW: fits 180 - 210 cm **L:** fits 205 - 235 cm
XL: fits 230 - 295 cm



Model	Code	Height	Pack Size	Weight
Cross AIR VW	MH2007	240 cm	65 x 32	13.5 Kg
Cross AIR L	MH2008	240 cm	65 x 32	13.5 Kg
Cross AIR XL	MH2009	240 cm	65 x 33	14 Kg
Cross AIR Annexe	AA0005	165 cm	60 x 15	5.5 Kg



Weathershield™
HD 6000



Sabre LINK
FLEX

How does this awning attach to the camper?

- Pole & Clamp ✓
- Beading ✓
- Guy Line ✓
- Velcro Loops ✓

See Page 12 for more information



Trip AIR key features

- Inflatable - external Multi Point Inflation System (7-8 psi)
- Free-standing drive-away awning
- Weathershield™ material
- A massive 6000mm hydrostatic head
- Seams hot air taped – for maximum weatherproofing
- Door in side tunnel
- Adjustable height rear tunnel to suit a wide range of vehicles
- Full clip-in groundsheet
- Blinds on all windows
- Optional fleece carpet

Sabre LINK
FLEX

Designed to fit vehicles with a height between 180 - 210cm



Weathershield™
6000

UPF
50+



How does this awning attach to the camper?

- Pole & Clamp ✓
- Beading ✓
- Guy Line ✓
- Velcro Loops ✓

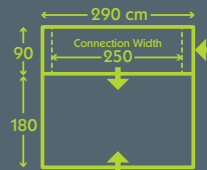
See Page 12 for more information

Kampa® TRAVEL POD TRIP AIR

A great awning for those needing a quick and simple shelter. The Trip AIR takes seconds to inflate and provides plenty of room for a table and chairs, or maybe your sports equipment.

Designed to fit camper vans, the connecting tunnel has a convenient door for easy access. Two large windows, with roll down blinds, give a great view out and the large front door can be rolled to the side.

The Trip AIR comes complete with a clip-in waterproof groundsheet that can be used if the site allows non-breathable groundsheet.



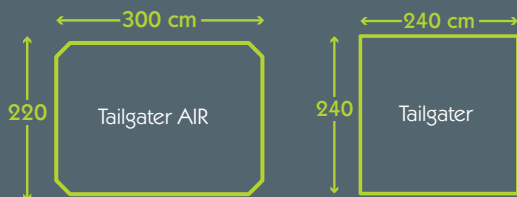
Model	Code	Height	Pack Size cm	Weight
Trip AIR VW	CE7220	205 cm	65 x 27	10 Kg



Kampa® TRAVEL POD TAILGATER

A great addition for your vehicle. A universal fit awning for vehicles with a rear tailgate such as SUV's, MPV's, crossovers, large estate cars and pick-up trucks fitted with a hardtop. Available in two versions, fibreglass poled, or inflatable for even quicker set up. Exciting features span both versions. Simple to attach and to disconnect, the Tailgater can be closed up while you go out and explore.

Designed to fit vehicles between 160-220 cm wide and 160-210 cm high



Model	Code	Height	Pack Size cm	Weight
Tailgater AIR	CE7234	215 cm	74 x 27	11.5 Kg
Tailgater	CE7232	225 cm	74 x 25	9 Kg
Tailgater AIR Inner Tent	CE7243	-	-	-
Tailgater Inner Tent	CE7242	-	-	-



Tailgater AIR shown with optional inner tent



Tailgater



UPF 50+



Weathershield 6000



Tailgater AIR



Tailgater



Tailgater

Tailgater key features

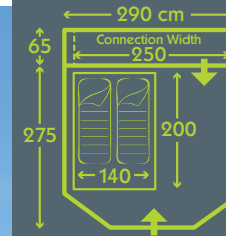
- Inflatable - external Multi Point Inflation System (7-8 psi) and fibreglass pole versions available
- Free-standing drive-away awning
- Weathershield™ material
- A massive 6000mm hydrostatic head
- Seams hot air taped – for maximum weatherproofing
- Large end 'D' door with mesh screen
- Side door with mesh screen
- Adjustable tunnel to fit a wide range of vehicles
- Full clip-in groundsheet
- Window blind
- Optional footprint and fleece carpet
- Optional two-berth inner tent

Sabre LINK
FLEX

How does this awning attach to the vehicle?
● Adjustable Straps ✓

Kampa® TRAVEL POD MINI

Model	Code	Height	Pack Size cm	Weight
Mini	CE742123	205 cm	63 x 28	15 Kg



Mini key features

- Large rear door for access to camper through tunnel
- Two berth inner tent included
- Poles: Fibreglass 11mm

Designed to fit vehicles up to 190cm

How does this awning attach to the camper?
● Pole & Clamp ✓
● Beading ✓
● Guy Line ✓
● Velcro Loops ✓
See Page 12 for more information



Weathershield™
UPF 50+

Kampa® STORE

- storage made easy

New for 2019, the Kampa Store and Store AIR offer a free-standing storage solution. Generous dimensions make it perfect for keeping your awning clear of furniture and bikes, or for creating the ultimate camping kitchen. The left-hand side can be unzipped and rolled up and features a fixed opaque window. The right-hand side incorporates a large mesh panel with an opaque cover allowing the breeze in on a hot day. This right-hand side panel can also be opened to provide weather protected ventilation (guylines not supplied).

The Store's premium material, hard wearing exterior mud wall ensures all your holiday gear is kept safe and well protected from the elements. For extra security up to four optional storm tie-down straps can be fitted.

Available with an aluminium or inflatable frame.




Store AIR



Store AIR



Store AIR



Store AIR



Store

Model	Code	Width	Depth	Height	Pack Size cm	Weight
Store	CT9036	160 cm	240 cm	200 cm	115 x 27	20.4 Kg
Store AIR	CT9037	160 cm	240 cm	200 cm	97 x 31	19.84 Kg



Store



Store AIR



Awning Carpets

Luxury, breathable carpets available for every model

Model **Code**

Elegance Carpet

Motor Ace 400	113132
Motor Grande 390	113148
Motor Rally 260	113122
Motor Rally 330	113124
Motor Rally 390	113126

Continental Cushioned Carpet

Motor Ace 400	111734
Motor Grande 390	111756
Motor Rally 260	111722
Motor Rally 330	111724
Motor Rally 390	111726

Easy Tread Carpet

Motor Ace 400	111130
Motor Rally 260	111122
Motor Rally 330	111123
Motor Rally 390	111124

Insulated Fleece Carpet

Travel Pod Trip	CC3047
Travel Pod Action/Mini	CC0123
Travel Pod Motion	CC0126
Travel Pod Cross	CC0127
Travel Pod Touring	CC3034
Travel Pod Tailgater	CC3054
Travel Pod Tailgater AIR	CC3056

Groundsheet

Travel Pod Trip	CF3050
Travel Pod Action/Mini	CF3051
Travel Pod Motion	CF3057
Travel Pod Cross	CF3053
Travel Pod Touring	CF0057
Travel Pod Tailgater	CF3056
Travel Pod Tailgater AIR	CF3055

Elegance Carpet

- Hard-wearing
- Attractive three-tone weave
- Can be trimmed using scissors
- Warm, non-slip finish
- Complete with carry bag




Continental Cushioned Carpet

- Heavy duty but lightweight
- Attractive striped weave in contemporary colours to complement your awning
- Warm, cushioned non-slip finish
- Easy to fold. Complete with carry bag



Easy Tread Carpet

- Hard-wearing with attractive two-tone weave
- Warm, non-slip finish
- Hemmed for extra strength
- Complete with carry bag




Insulated Fleece Carpet

- Available for Travel Pod range
- Attractive patterned fleece
- Insulated for warmth
- Hemmed for extra strength
- Complete with carry bag



Groundsheet

- Protects your awning from stones and other sharp objects
- Keeps the bottom of your awning clean



Roof Lining

A fantastic accessory available for most of our range. Simply clips in - insulates the roof making the awning cooler in hot weather and warmer in the cold. Recommended for early and late season to minimise the effects of condensation. Rooflights can be covered or zipped open.


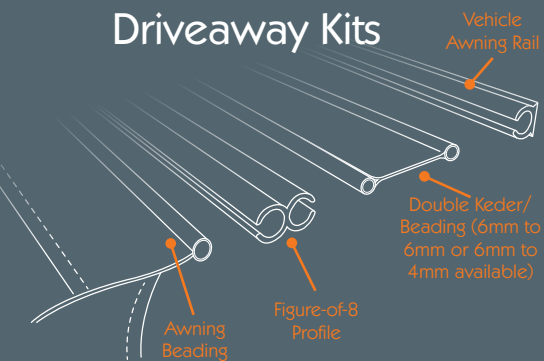
Model

Code

Motor Ace AIR All-Season 400 S	AA1014
Motor Ace AIR All-Season 400 L	AA1015
Motor Ace AIR All-Season 400 XL	AA1016
Motor Ace AIR All-Season 400 XXL	AA1017
Motor Grande AIR Pro 390 S	AA1009
Motor Grande AIR Pro 390 L	AA1010
Motor Grande AIR Pro 390 XL	AA1011
Motor Grande AIR Pro 390 XXL	AA1012
Motor Grande AIR Pro 390 XXXL	AA1013
Motor Rally AIR Pro 260 S	CE7423
Motor Rally AIR Pro 260 L	CE7424
Motor Rally AIR Pro 260 XL	CE7425
Motor Rally AIR Pro 260 XXL	CE7426
Motor Rally AIR Pro 330 S	CE7427
Motor Rally AIR Pro 330 L	CE7428
Motor Rally AIR Pro 330 XL	CE7429
Motor Rally AIR Pro 330 XXL	CE7430
Motor Rally AIR Pro 260 Drive-Away	AA1007
Motor Rally AIR Pro 330 Drive-Away	CE7455
Motor Rally AIR Pro 390 Drive-Away	AA1008



Driveway Kits



Driveway Kits - Cut to size.

Model	Length	Code
6mm to 4mm Keder	3 metre	AC0310
6mm to 6mm Keder	3 metre	AC0312
6mm to 4mm Keder	4 metre	AC0326
6mm to 6mm Keder	4 metre	AC0327

Various optional Driveway Kits are available including the new Limpet™ Fix Driveway Kit with easy suction attachment.



Magnetic Driveway Kit

6mm keder to magnetic system. Guying loops included (guy lines not included). 3.0 metre length

Code AC0308



Pole & Clamp Kit

3.2m length. Complete with three clamps

Code CE749011



Limpet™ Suction Driveway Kit

- 6mm keder to Limpet Fix System
- Simply attach the Limpet through the pre-cut holes in the rear of the awning and fasten to a smooth surface
- Supplied with 6 Limpet's
- 3.0 metre length



Code AC0313



Figure-of-8 3 x 1m pack.

Code AC0325

SabreLink™ - the effective lighting solution for your awning

SabreLINK
SYSTEM

SabreLink™ Key Features

- Available as Starter and Add-On kits
- Up to three lights can link together
- Operated using a remote control to adjust brightness and turn on/off
- Velcro tabs on all Kampa AIR awnings from 2016 for easy fitting
- Can be hung in other awnings and tents using the hooks supplied
- Super bright LED bulbs - never need replacing
- Available in 150 LED, 48 LED, 30 LED & 45 LED FLEX versions
- 5 metre cable (Starter kit)
- Complete with mains adaptor in Starter Kit
- Optional 12V adapter available



Model	Length	Number of LEDs	Code
SabreLink 150 Starter Kit	120 cm	150	LG1031E
SabreLink 150 Add-On Kit	120 cm	150	LG1032
SabreLink 48 Starter Kit	80 cm	48	LG1041E
SabreLink 48 Add-On Kit	80 cm	48	LG1042
SabreLink 30 Starter Kit	48 cm	30	LG1033E
SabreLink 30 Add-On Kit	48 cm	30	LG1035
SabreLink Flex Starter Kit	150 cm	45	LG1051E
SabreLink Flex Add-On Kit	150 cm	45	LG1052
12V Adapter	5 m	-	LG1039
NEW! Add-on Extension Lead	3 m	-	LG1027
SabreLink 150 Carry Bag	-	-	LG1029





Pro Windbreaks

Available with an aluminium or inflatable frame.

Our Pro Windbreaks give you vital protection from the wind. Made in the same material as our Pro awnings, these windbreaks provides a level of privacy and Crystal Clear transparent panels mean that you're not completely cut-off from your surroundings.

The AIR Break can be used free-standing or connected to the front of our awnings to create a fully enclosed area – great for keeping dogs in! The AIR Break 3 is designed to fit awnings between 200 to 330 cm wide and the AIR Break 5 is designed to fit awnings between 330 to 500 cm wide.



Model	Code
Pro Windbreak - 1 Panel	WB0007
Pro Windbreak - 3 Panel	WB0001
Pro Windbreak - 5 Panel	WB0002
Pro Windbreak Door	WB0003
AIR Break 3	WB0004
AIR Break 5	WB0005



Mesh Panel Set

Ideal for warm weather to keep insects out and provide shade but still allow air to flow through to keep you cool. Available as complete sets (up to three panels).

For Model	Code
Motor Rally AIR 260	CE7392
Motor Rally AIR 330	CE7393
Motor Rally AIR 390	CE7394
Motor Grande AIR Pro 390	CE7394
Motor Ace AIR All-Season 400	CE7408

Repair Kits

If your awning becomes damaged it can be repaired on-site using one of our repair kits.

Code	Item
CA9001	Awning & Tent Repair Tape - 75 x 50 cm
CA9011	Repair Solution - 3 x 5g Tubes
CA9013	Seam Sealant - 60ml Tube
CA9009	Inflatable Repair Kit
CA9015	Tent & Awning Repair Kit
154016	Awning and Tent Cleaner - 1 L



Packing Pads

Fills the gap between the air poles and the caravan to create a tauter roof and help shed water. Supplied in packs of eight. Use as many as required. Only suitable for Ace, Grande and Rally awnings.

Code | CE7300 |



Hanging Rail (front to rear)

Provides vital hanging space for towels, jackets and clothing. Ideal for use with our optional Jack Hanger (shown). The rail simply clips to the connection in the awning and to the front pole. Only suitable for Ace, Grande and Rally awnings.

Code | CE740355 |

Storm Tie Down Kit

All our awnings come ready fitted with attachments to accept our Storm Tie Down Kit. If you're expecting particularly windy weather these will assist the guy lines already fitted to the awning. Supplied in pairs complete with large pegs. Only suitable for Ace, Grande and Rally awnings.

Code | CE740356 |



Inner Tent


Add sleeping accommodation to your awning. Only suitable for Ace, Grande and Rally awnings.

Code | CE7401 |



Limpet™ Fix System

An ingenious way of attaching the rear wall of your awning to your caravan, most Kampa AIR awnings come Limpet™ Fix Ready. Simply attach the Limpet through the pre-cut holes in the rear of the awning and fasten to a smooth caravan surface. There are four holes each side of the awning. Limpets come in a pack of eight. Extra holes, to suit your caravan, can be made using the Kampa Limpet Hole Punch. Only suitable for static awnings.



Pack of 8 Limpets	Code	AC0320
Hole Punch	Code	AC0322

Gale 12V Electric Pump

12V electric pump designed specifically for use with Kampa AIR awnings. Simply plug into a 12V power source using the extra long cable, set the required PSI and let the pump take care of the rest.

Example Times*

Model	Time to Inflate to 10 psi
Rally AIR Pro 260	3 min 48 sec
Ace Air All-Season 400	5 min 22 sec

Code	Item
PU0165	Gale 12V Electric Pump
PU0166	NEW! Gale Carry Bag

* Inflation times quoted are approximate



NEW!
Gale Carry Bag



CE740359



CE7460

AccessoryTrack™ Organisers

There's never enough storage space in an awning so these handy organisers are perfect for smaller items helping keep your awning tidier and your essential holiday items easier to find. The organisers simply slide onto the AccessoryTrack™ on selected models. Suitable for static awnings only.

Code	Item
CE740359	Organiser
CE7460	Pro Organiser



AccessoryTrack™ Hanging Rail

Attaches to the AccessoryTrack™ on some of our awnings. Provides essential hanging space and can be used with our Jack Hanger to provide hooks (as shown). Suitable for static awnings only.

Code	CE740357
------	----------

Downdraught 2.0 Hand Pump

Supplied with all our AIR awnings. The pump is taller so you don't need to bend down as far. Because it only works on the down stroke, it requires a lot less effort – you'll certainly notice the difference.

Code	PU0209
------	--------



Wheel Arch Covers

Available in single and double sizes. Includes storage pockets. Simple to fit using the Limpet™ Fix System.

Code	Item
AC0330	(single grey)
AC0331	(single black)
AC0332	(double grey)
AC0333	(double black)



Keder/Beading Attachment



Limpet™ Attachment



Dual Fix Draught Skirt

Can fix to vehicle through Limpet suction (included) or skirt rail if fitted. Available in 260cm, 330cm and 400cm lengths. 70cm drop. Three pegging heights.

Code	Item
AC0411	260cm Length (6 Limpets)
AC0412	330cm Length (8 Limpets)
AC0413	400cm Length (9 Limpets)



Firenze Range

A range of extremely comfortable relaxers with a clean, classic look in padded hard-wearing 600D polyester.



Modena Range

A range of comfortable relaxers with padded soft-touch Dura-Mesh™ fabric that makes them waterproof, easy to dry and practical.



Adriatic Range

Relaxers and recliners in refreshing Go-Green and Tealicious colours with Dura-Mesh™ fabric that are waterproof.



NEW



Milano Range

A range of recliners with Soft-Mesh™ fabric that makes them extremely comfortable, easy to dry and practical.



Tub

Comfortable and lightweight in a choice of five colours. Complete with carry bag. Load capacity: 120Kg. Weight: 3.9Kg.



Bamboo Tables

Solid bamboo waterproof tabletops. Lightweight aluminium frames with height-adjustable legs. Compact when folded. Complete with carry bag. Available in three sizes.

Medium - 60 x 80 cm
Large - 100 x 70 cm
Extra Large - 120 x 80 cm



Element Waterproof Tables

Composite waterproof tabletop. Lightweight aluminium frame with fully height-adjustable legs. Available in two sizes. Height: 55 to 75cm.

Medium - 60 x 80 cm
Large - 115 x 70 cm



the Skipper

Great as a relaxer and equally comfortable as a dining chair. 8-position recline. Available in three colours. Load capacity: 120Kg. Weight: 6.24Kg.



Kampa® Authorised Dealer



© 2018 Kampa UK Limited, Witham, CM8 3EU, UK
Kampa is a registered trademark

With thanks to:

Homestead Lake Park
Homestead Caravans & Outdoor Leisure
De Vossenhoek Caravan & Recreatie
Cranham Caravans

Any photographs/diagrams are for illustration purposes only. Any sizes and specifications quoted are approximate and are given as an indication only. Kampa UK Limited reserves the right to alter specifications as considered necessary and without notice. The Rally, Grande and Ace are registered designs exclusive to Kampa UK Limited.

MH-EN-0918-RevB